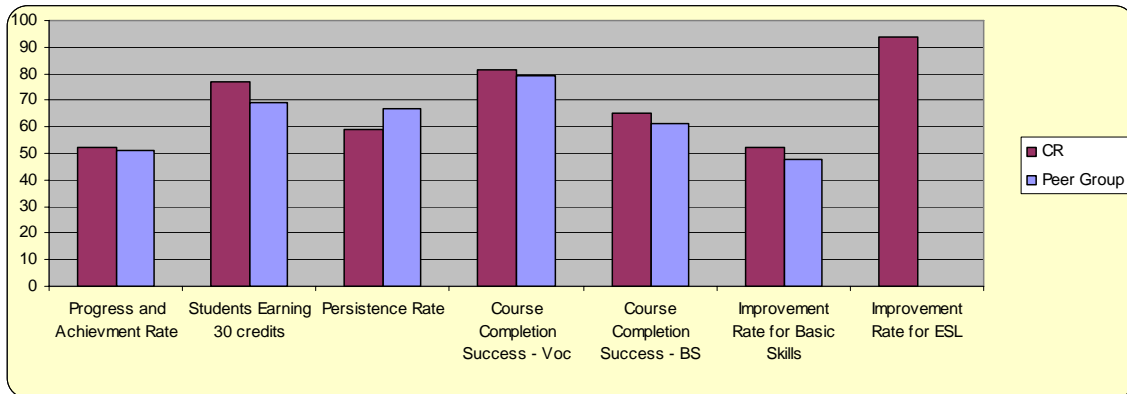


2009 ARCC Report Rates

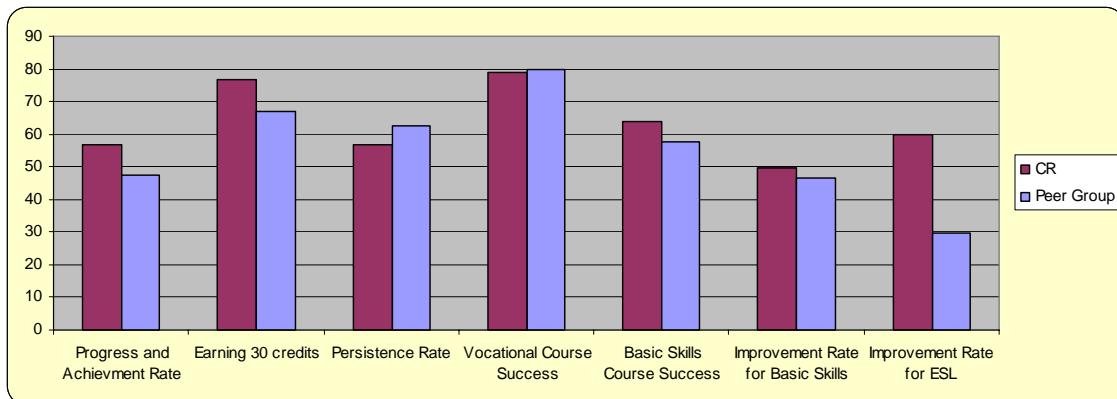
2007 Peer Comparison

	CR	Peer Group
Progress and Achievement Rate	52.2	51.3
Students Earning 30 credits	76.8	69.3
Persistence Rate	58.9	66.6
Course Completion Success - Voc	81.3	79.4
Course Completion Success - BS	65.1	61.4
Improvement Rate for Basic Skills	52	48
Improvement Rate for ESL	94.1	



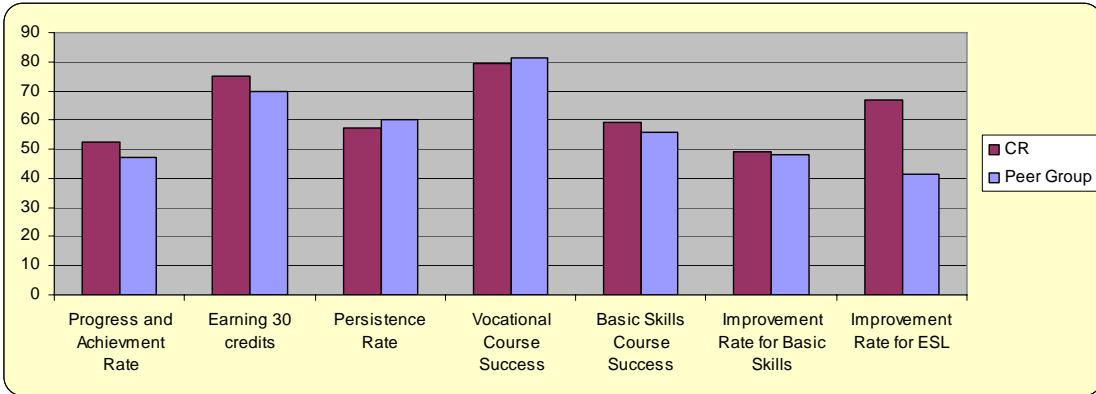
2008 Peer Comparison

	CR	Peer Group	# in Peer Group	Rank
Progress and Achievement Rate	56.9	47.3	7	1
Earning 30 credits	76.7	67.1	21	1
Persistence Rate	56.8	62.4	18	16
Vocational Course Success	78.9	79.9	3	3
Basic Skills Course Success	64	57.8	12	6
Improvement Rate for Basic Skills	49.8	46.6	23	6
Improvement Rate for ESL	60	29.7	0	N/A



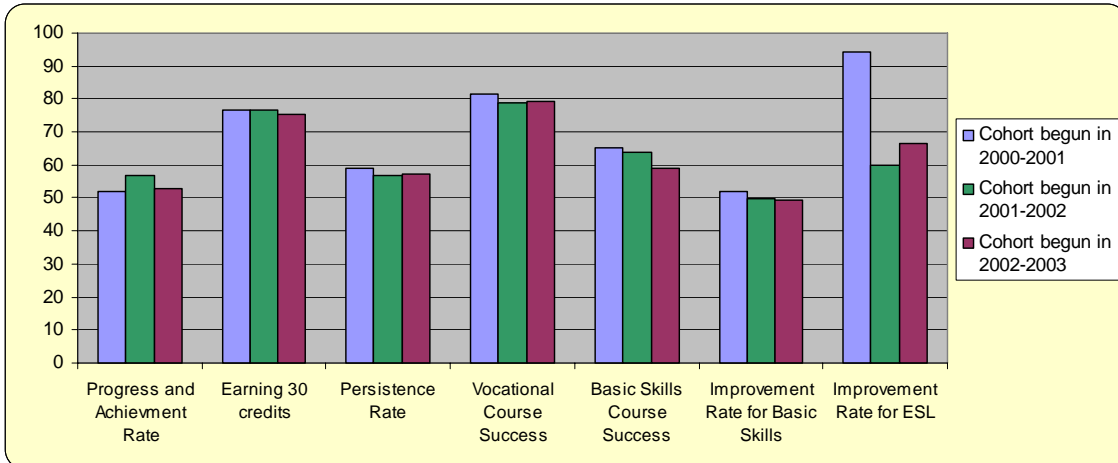
2009 Peer Comparison

	CR	Peer Group	# in Peer Group
Progress and Achievement Rate	52.7	47.4	7
Earning 30 credits	75.2	69.6	12
Persistence Rate	57.4	60.2	22
Vocational Course Success	79.5	81.4	3
Basic Skills Course Success	59.1	56	22
Improvement Rate for Basic Skills	49.2	47.9	15
Improvement Rate for ESL	66.7	41.3	29



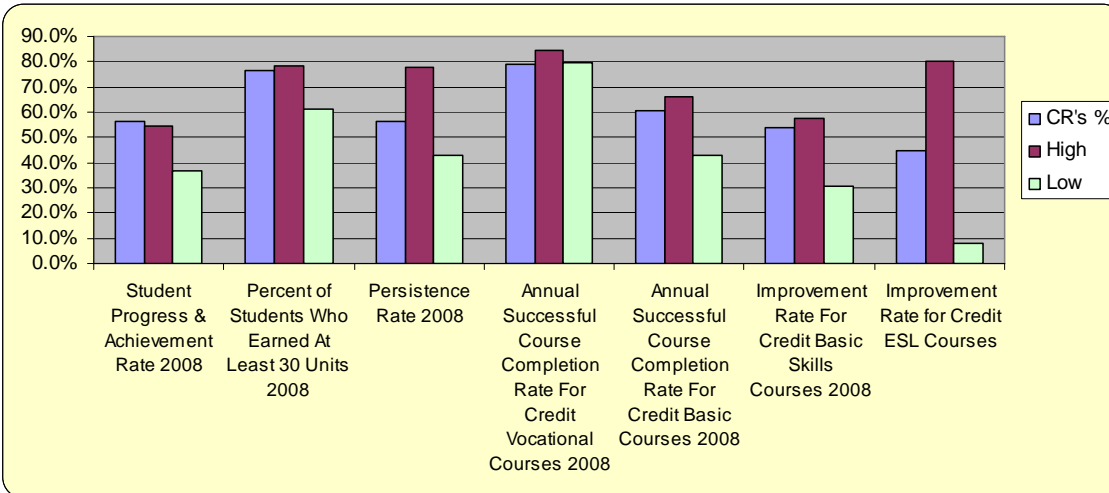
2009 CR Trends over the Last 3 Recorded Academic Years

	Cohort begun in 2000-2001	Cohort begun in 2001-2002	Cohort begun in 2002-2003
Progress and Achievement Rate	52.2	56.9	52.7
Earning 30 credits	76.8	76.7	75.2
Persistence Rate	58.9	56.8	57.4
Vocational Course Success	81.3	78.9	79.5
Basic Skills Course Success	65.1	64	59.1
Improvement Rate for Basic Skills	52	49.8	49.2
Improvement Rate for ESL	94.1	60	66.7



2009 Peer Group Highs and Lows

Indicator	CR's %	High	Low
Student Progress & Achievement Rate 2008	56.2%	54.3%	36.9%
Percent of Students Who Earned At Least 30 Units 2008	76.5%	78.3%	61.2%
Persistence Rate 2008	56.5%	77.7%	42.8%
Annual Successful Course Completion Rate For Credit Vocational Courses 2008	78.9%	84.3%	79.5%
Annual Successful Course Completion Rate For Credit Basic Courses 2008	60.4%	65.9%	42.8%
Improvement Rate For Credit Basic Skills Courses 2008	53.8%	57.3%	30.9%
Improvement Rate for Credit ESL Courses	45.0%	80.5%	7.9%



2009 Peer Groups

Indicator	Peers
Progress and Achievement Rate	Chabot; Copper Mountain; Desert; Gavilan; Imperial Valley; Redwoods; Southwestern
Earning 30 credits	Butte; Compton; Copper Mountain; Crafton Hills; Feather River; Imperial Valley; Porterville; Redwoods; Sequoias; Shasta; West Hills Coalinga; Yuba
Persistence Rate	Alameda; Allan Hancock; Barstow; Columbia; Compton; Contra Costa; Copper Mountain; Cuyamaca; Feather River; Hartnell; L.A. City; L.A. Trade-Tech; Laney; Lassen; Mendocino; Merced; Porterville; Redwoods; San Bernardino; Siskiyou; Southwestern L.A.; West L.A.
Vocational Course Success	Lassen, Redwoods, Siskiyou
Basic Skills Course Success	Alameda, Antelope Valley, Barstow, Berkeley City College, Cerro Coso, Columbia, Copper Mountain, Crafton Hills, Desert, Feather River, L.A. Mission, Lake Tahoe, Laney, Lassen, Mendocino, Merritt, Palo Verde, Redwoods, San Bernardino, Siskiyou, Victor Valley, Yuba
Improvement Rate for Basic Skills	Butte, Coalinga, Copper Mountain, Feather River, Fresno City, Glendale, Merced, Porterville, Redwoods, Reedley, San Joaquin Delta, Sequoias, Siskiyou, Victor Valley, Yuba
Improvement Rate for ESL	Alameda, Antelope Valley, Butte, Cabrillo, Chabot, Copper Mountain, Cosumnes River, Crafton Hills, Cuesta, Diablo Valley, Grossmont, Las Positas, Los Medanos, Mira Costa, Moorpark, Mt. San Jacinto, Ohlone, Oxnard, Redwoods, San Bernardino, San Diego Miramar, San Mateo, Shasta, Sierra, Skyline, Solano, Ventura, Victor Valley, Yuba