










### Headcount per 1000 for 2006 - 2007

Population totals for individuals over age 18 were totaled by zone. Zones were identified by the McIntyre Environmental Scan and linked to CR centers in the District. Headcount per 1000 population was summarized by zone.

Eureka	67.0	
South Humboldt Bay	50.3	
Del Norte Area	47.3	
Arcata/McKinleyville	46.1	
Mendocino Coast	41.1	
Klamath Coast	39.0	
Outer Humboldt	23.8	
Klamath/Trinity	18.9	
Mendocino Inland	16.2	
Southeast Humboldt/Trinity	11.1	