

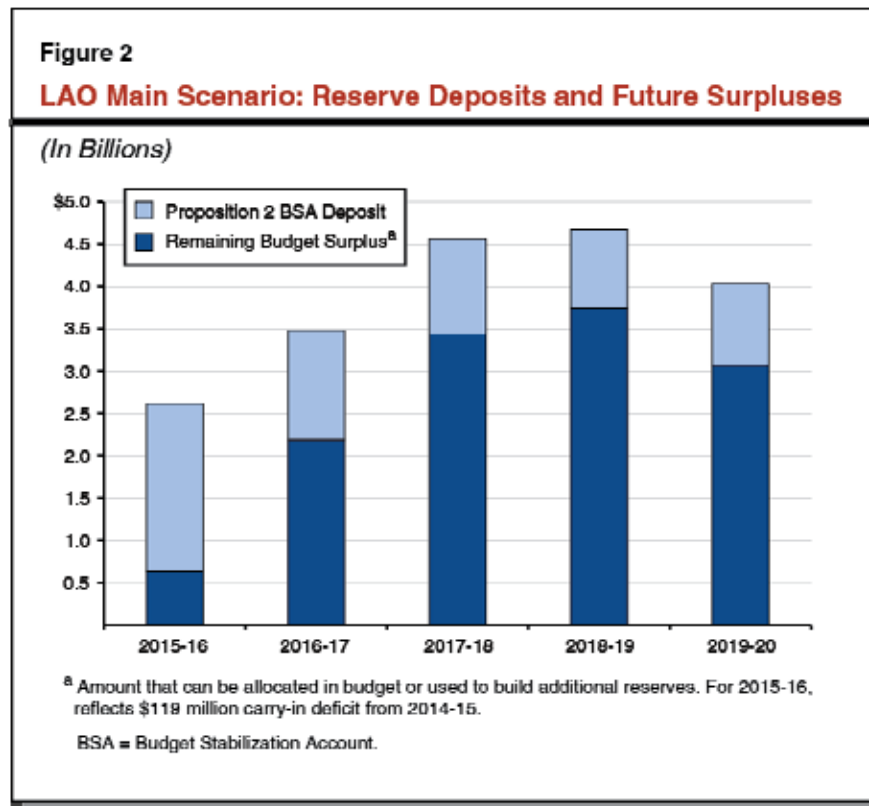
Redwoods Community College District 2015-16 Final Budget and Multiyear Summary

The 2015-16 Final Budget is being presented to the Board of Trustees for approval at the September 8, 2015 meeting. The Final Budget will be reported to the State Chancellor's Office by October 10 or the date in accordance with State Chancellor's Office instructions. This document includes a three year forecast for the District and the State.

To address fiscal stability at Redwoods Community College District and adhere to Accreditation Standard III, *Resources*, Eligibility Requirements 17, *Financial Resources*, and 18 *Fiscal Accountability*, the District made necessary adjustments to the 2015-16 Final Budget. To prepare the 2015-16 budget, the Budget Planning Committee (BPC) recommended a balanced budget to the President/Superintendent and recommended setting aside a portion of the one-time State mandate reimbursements for a State capital match and for pension costs. This budget includes \$700,000 for the State capital project match and at least \$300,000 for the CalPERS/STRS pension set aside from the one-time monies.

State Forecast

The California Legislative Analyst's Office (LAO) prepared State budget scenarios. Under the first scenario, California's economy will continue to grow which fuels State budget surpluses ranging from \$2.5 billion to over \$4.5 billion during fiscal years 2015-16 through 2019-20. This scenario also assumes that the current service level is maintained, meaning that all current commitments continue, so the surpluses could presumably be used to build rainy day funds or augment agency expenditure budgets.



The LAO also prepared a *Slowdown* scenario assuming a national stock market decline. Because California's tax revenues are disproportionately centered in capital gains taxes, stock market

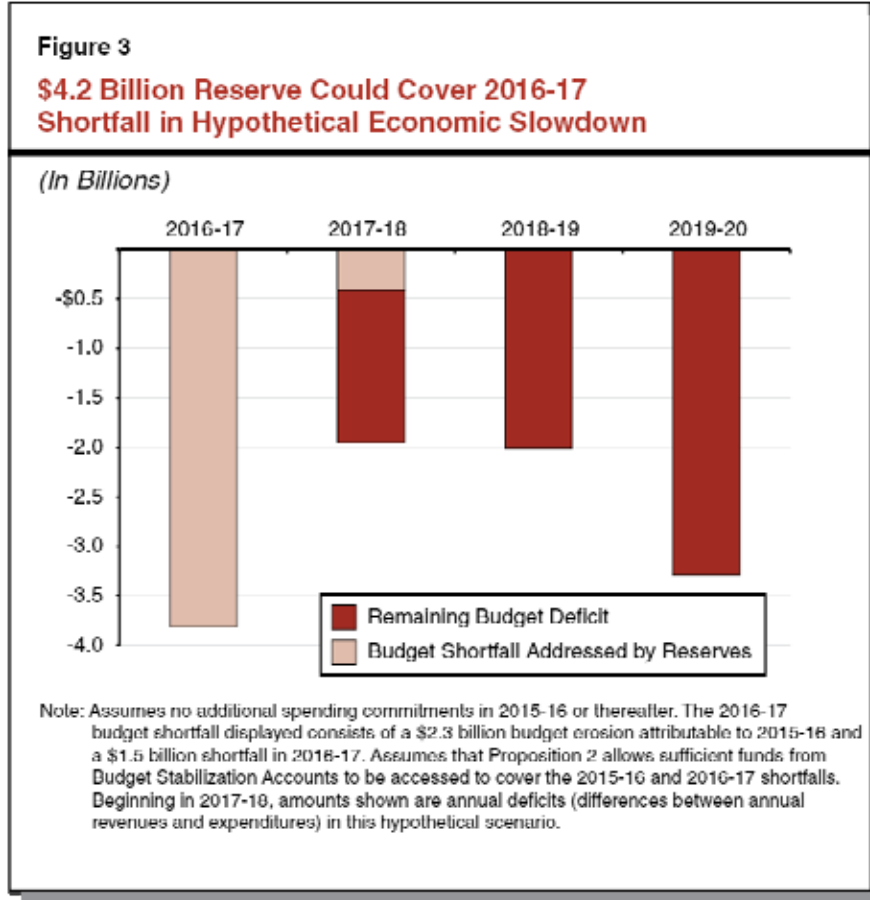
Redwoods Community College District 2015-16 Final Budget and Multiyear Summary

increases fuel the State's receipts, but market corrections/slides cause State tax receipts to evaporate quickly. This volatility in tax receipts is one of the underlying reasons for setting aside rainy day funds. The LAO report titled, *The 2015-16 Budget: California's Fiscal Outlook*, explains this scenario as follows:

The U.S. economy is now into the sixth year of its current expansion—longer than the average expansion since World War II. Currently, we do not anticipate a major decline in the economy in 2014, 2015, or 2016, but it is very difficult to predict when the next economic downturn will occur or how severe it will be. Based on the historical length of economic expansions, it is likely that a significant economic slowdown or recession will occur prior to 2020. To illustrate the effect of a hypothetical slowdown on California's budget condition, we developed a rough alternative slowdown scenario that assumes some weakness in the U.S. and California economies beginning in 2016. Most importantly for California's tax base, the slowdown scenario assumes that stock prices drop about 20 percent during 2016. (Specifically, the S&P 500 stock index falls over 350 points in this scenario to levels it last recorded in June 2013.) The slowdown scenario assumes around 1 percent real gross domestic product (GDP) growth for the U.S. in 2016 and 2017 and 3.6 percent annual growth in California personal income during that period (much slower growth than under our main scenario). California unemployment rates begin to rise again by early 2017 as a part of the slowdown.

Here is the chart for the LAO's slowdown scenario. It projects deficits of about \$2 billion to over \$3.5 billion over the period reviewed. Importantly, the LAO clearly notes that all of the budget reserves currently expected would only cover a little more than one year's worth of deficits. Therefore, the State would be forced back to across-the-board base budget cuts, significant payment deferrals, and other tactical austerity actions to at least partially close the budget gap.

Redwoods Community College District 2015-16 Final Budget and Multiyear Summary



The slowdown scenario listed above should not be viewed as worst case, since the scenario is not as negative as the major recession of the 2000s. The LAO notes:

Under the slowdown scenario, the budget reserves that we project could be accumulated by the state in 2015–16 might barely be enough to help the state through one year of a budget downturn. Thereafter, multibillion-dollar budget problems could return, requiring new decisions to return the state budget to balance. The shortfalls in the slowdown scenario are nowhere near the size of those that the state faced during the 2000s, but we stress that future economic slowdowns could be less severe or more severe than that in our hypothetical exercise. Our slowdown scenario, for instance, does not meet the classic definition of a recession, in that U.S. GDP does not fall in any two successive quarters. Rather, our slowdown scenario involves only one very small quarterly decline in GDP, accompanied by a number of quarters of very slow, but still slightly positive, growth. A harsher economic downturn—should it occur—could result in much more damage to the budget's bottom line. The more reserves the state can accumulate in the near term, the better the state budget will be able to weather the next downturn.

District Forecast

For the Redwoods Community College District, we have prepared a multiyear forecast. The forecast mirrors the LAO's expected forecast. It assumes that State funding continues to flow to the California Community College system as both Cost of Living Adjustments (COLAs) and additional base budget increases to help pay for increasing annual pension payments to California Public Employees' Retirement System (CalPERS) and California State Teachers' Retirement System (CalSTRS), step increases, and health and welfare benefits inflation.

**Redwoods Community College District
2015-16 Final Budget and Multiyear Summary**

The following chart shows the salary percentages for CalPERS and CalSTRS which are increasing through 2020-21 as well as the estimated new pension costs.

Pension Rate Increases Through 2020-21							
Fiscal Year	Percentage of Salaries		Annual Rate Increase		Estimated New Pension Costs		
	CalPERS	CalSTRS	CalPERS	CalSTRS	CalPERS	CalSTRS	Total
2013-14	11.4%	8.3%					
2014-15	11.8%	8.9%	2.9%	7.6%	\$ 34,000	\$ 88,000	\$ 122,000
2015-16	11.9%	10.7%	0.7%	20.8%	\$ 8,000	\$ 240,000	\$ 248,000
2016-17	13.1%	12.6%	10.1%	17.2%	\$ 119,000	\$ 199,000	\$ 318,000
2017-18	16.6%	14.4%	27.2%	14.7%	\$ 320,000	\$ 180,000	\$ 500,000
2018-19	18.2%	16.3%	9.6%	12.8%	\$ 113,000	\$ 157,000	\$ 270,000
2019-20	19.9%	18.1%	9.3%	11.4%	\$ 110,000	\$ 139,000	\$ 249,000
2020-21	20.4%	19.1%	2.5%	5.4%	\$ 30,000	\$ 65,000	\$ 95,000
Estimated Cumulative Increase			78.3%	131.5%	\$ 734,000	\$ 1,068,000	\$ 1,802,000

Since the State provided a base budget increase in 2015-16, this year's pension costs can be covered with new revenue. Balancing the District's 2016-17 and 2017-18 budgets without major spending cuts or increased FTES revenue will require additional State base budget increases or some other relief. The Governor's 2016-17 Proposed Budget, released in January 2016, will provide an indication of the State's willingness to continue augmenting funding for the community colleges.

Following is a chart showing the pension cost increases occurring during the three year budget forecast:

Fiscal Year	Annual Rate Increase		Estimated New Pension Costs		
	CalPERS	CalSTRS	CalPERS	CalSTRS	Total
2015-16	0.7%	20.8%	\$ 8,000	\$ 240,000	\$ 248,000
2016-17	10.1%	17.2%	\$ 119,000	\$ 199,000	\$ 318,000
2017-18	27.2%	14.7%	\$ 320,000	\$ 180,000	\$ 500,000
Cumulative	14.1%	52.5%	\$ 447,000	\$ 619,000	\$ 1,066,000

Student Enrollments - 3936 Funded FTES for 2015-16

For 2015-16, the District will receive enrollment stability funding for 3936 Full-Time Equivalent Student (FTES). Enrollments which the Chancellor's Office rules require to be reported during 2015-16 will be reported on CCFS-311 and 320 reports for 2015-16. Flexible enrollments, which include certain summer 2016 enrollments where the course meetings cross the fiscal year, will be reported in 2016-17 along with flexible enrollments for summer 2017. This strategy provides a marginal increase in funding, since portions of two summers are included in a single year.

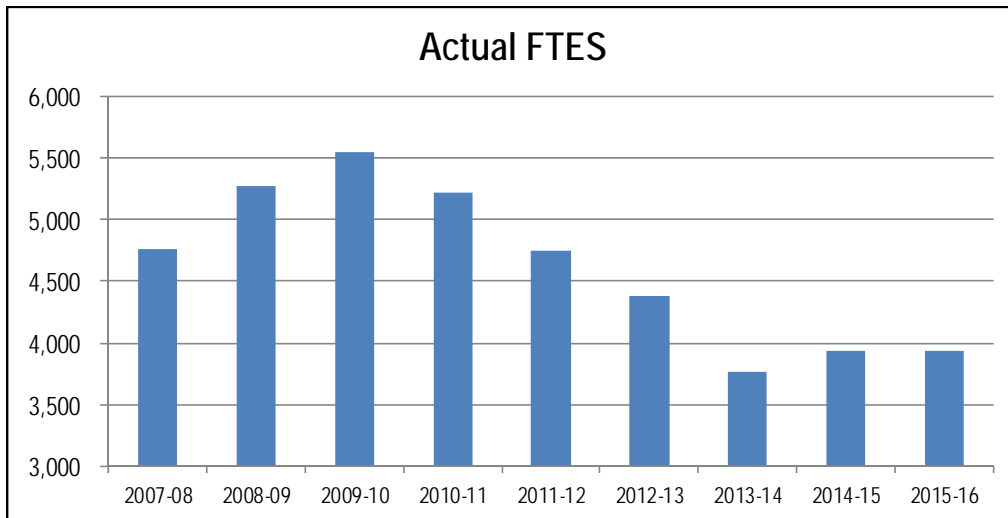
**Redwoods Community College District
2015-16 Final Budget and Multiyear Summary**

Recap of Student Enrollments and Funding Per FTES								
Year	CO FTES Max Funded	CO Stability FTES	Above or (Below) Max	CR Actual FTES	On Stability?	Percent Change	Funding Per FTES	Percent Change
2007-08	4755		0	4755	No		\$ 4,125	
2008-09	5273		0	5273	No	10.9%	\$ 4,117	-0.19%
2009-10	5061		480	5542	No	5.1%	\$ 4,564	10.87%
2010-11	5209		12	5221	No	-5.8%	\$ 4,564	-0.01%
2011-12	4811	4811	-276	4535	Yes	-13.1%	\$ 4,564	0.00%
2012-13	4811	4535	-428	4383	Yes	-3.3%	\$ 4,564	0.00%
2013-14	4811	4383	-1050	3761	Yes	-14.2%	\$ 4,636	1.57%
2014-15	4676	3761	-740	3936	No	4.6%	\$ 4,676	0.87%
2015-16	4744	3936	-808	3936	Yes	0.0%	\$ 4,943	5.72%

The columns in the above chart are described as follows:

- *CO FTES Max Funded* represents the maximum number of FTES that could receive apportionment funding in a particular year.
- *CO Stability FTES* shows the enrollment stability floor or the minimum number of FTES guaranteed for apportionment funding.
- *Above or (Below) Max* calculates the difference between the max FTES and *CR Actual FTES* which are the enrollments reported to the Chancellor’s Office each year.
- *On Stability?* notes each year of enrollment stability funding.
- The first *Percent Change* calculates the percent change in CR actual FTES.
- *Funding Per FTES* recaps the enrollment funding in the State’s SB361 apportionment funding model. The final column calculates the annual percentage change in the funding per FTES.

The following chart shows actual funded enrollments:



**Redwoods Community College District
2015-16 Final Budget and Multiyear Summary**

During 2011-12, 2012-13, and 2013-14, the District received \$4.8 million in stability funding. Stability funding provides a one year hold harmless. It can create the appearance of adequate budgets due to the excess unearned revenue received at the same time that enrollments are falling. However, the stability floor drops the following year. In a year when enrollments fall, there appears to be relatively more funding than when enrollments stabilize or increase. It can be difficult to recognize that the budget actually constricts, once the District begins restoring enrollments.

For 2015-16, the 4744 maximum funded FTES includes enrollment restoration available only to Redwoods as well as statewide funded enrollment growth that will be reallocated to other districts later in the year. When a district's enrollments drop, Chancellor's Office rules allow that district three fiscal years to restore the lost enrollments or the enrollment funding is permanently reallocated to other districts. For example, the District's enrollment restoration figure was 4811 FTES in 2014-15. In 2015-16, the enrollment restoration drops to 4535 FTES. Therefore, in 2015-16 the Chancellor's Office permanently released 276 FTES to other community college districts along with \$1.3 million in enrollment funding.

At \$4,943 in 2015-16 apportionment funding per FTES, the District is eligible to realize as much as \$4.0 million in additional funding and provide access for an additional 808 FTES in the District's service area.

Enrollment Access	FTES	Funding Per FTES	FTES Funding
FTES funding at potential max	4744	\$ 4,943	\$ 23,452,985
CR's expected stability FTES	3936	\$ 4,943	\$ 19,457,028
Unmet enrollment access	(808)		\$ (3,995,957)

The next chart provides a high level summary of the three year budget forecast. As indicated, in order to maintain the fund balance above 6%, the State will need to increase funding by \$950,000 in 2016-17 and \$1.1 million in 2017-18, or the District will need to cut its expenditure budget. The earliest indication of any augment to apportionment funding will be the Governor's 2016-17 proposed budget which is scheduled for release in January 2016.

2015-16 Final Budget and Multiyear Forecast			
Unrestricted General Fund	2015-16	2016-17	2017-18
Funded FTES	3936	3886	3886
Beginning Fund Balance	\$ 1,531,183	\$ 1,966,031	\$ 2,225,881
Revenue	\$ 27,578,838	\$ 28,514,392	\$ 29,544,813
Expenditures	\$ 26,713,111	\$ 27,718,262	\$ 28,985,448
Transfers and Other	\$ (536,280)	\$ (536,280)	\$ (239,059)
Net Revenue	\$ 329,447	\$ 259,850	\$ 320,305
Ending Fund Balance	\$ 1,966,031	\$ 2,225,881	\$ 2,546,187
Fund Balance Percent	6.8%	7.9%	8.7%

2015-16 Budget Summary

A 1.02% Cost of Living Adjustment (COLA), new funds to help districts meet their Faculty Obligation Number (FON), and a base budget adjustment will provide a \$1.7 million net increase

**Redwoods Community College District
2015-16 Final Budget and Multiyear Summary**

to revenue. The revenue will cover the following:

- 2014-15 is estimated to close with a \$500,000 use of fund balance and 6% ending fund balance percent. That year started with a 4137 FTES budget, but actuals came in at 3936 FTES. To avoid depleting fund balance again in 2015-16, the new revenue can cover this current service level shortfall.
- \$873,000 in increased payroll expenditures including step increases, possible pay restoration (subject to negotiation), health and welfare cost increases, Cal PERS/STRS increases, partially offset by estimated temporary vacancy savings.
- \$297,000 increase in budgeted transfers to explicitly budget for an annual transfer to Mendocino College.

2015-16 is budgeted for \$73,000 positive net revenue. The prior year's shortfall, plus the 2015-16 expenditure budget adjustments, plus the budget for the funds transfer to Mendocino College are all covered in this budget with an ending fund balance percent above 6%.

Additionally, almost \$2.2 million in 2015-16 one-time revenue from State mandate reimbursements in the general fund and \$510,000 from physical plant and instructional equipment categorical funds is separately accounted for. These monies are budgeted for the following uses:

- \$700,000 State bond matching set aside
- At least \$300,000 Cal PERS/STRS pension set aside
- \$100,000 Set aside for student access for extra sections/utility increase
- \$402,000 Set aside for one-time payroll contingency (subject to negotiation)
- \$200,000 Del Norte science laboratory new equipment
- \$100,000 Canvas contract/DE initiative/utility increase
- \$170,000 Del Norte emergency generator
- \$40,000 Library allocation
- \$96,000 Technology infrastructure upgrades
- \$100,000 PE/Athletic new equipment and basketball floor maintenance resurfacing
- \$10,000 Technology replacement (additional funds in Measure Q)
- \$76,000 Project management
- \$394,000 in multiple smaller one-time augments to various areas

2016-17 and 2017-18 Budget Forecast Summary

To develop a conservative budget forecast, a small enrollment decline is forecasted. For 2016-17 a 1.02% COLA totaling \$235,000 is offset by an estimated 50 FTES drop in enrollments. A \$950,000 base budget augment has been added to revenue as the targeted augment needed from the State to cover the following \$1 million in cost increases. The January 2016 release of the Governor's 2016-17 Proposed Budget will provide us the first solid data on any potential base budget augment. 2016-17 expenditure budget adjustments include the following:

**Redwoods Community College District
2015-16 Final Budget and Multiyear Summary**

- \$400,000 annual step increase,
- \$318,000 Cal PERS/STRS pension costs at new rate structure,
- \$280,000 for an estimated 6% increase in medical insurance rates, and
- A reduction in estimated associate faculty costs due to 50 fewer FTES is offset by about \$70,000 inflation on supplies, services, and other operating costs.
- No new positions and no other cost increases have been added.

If enrollments were forecasted flat instead of a loss, then \$750,000 would be the District’s target for a base budget increase. Each year the District’s expenditure budget is growing about \$1 million that must be funded by enrollment growth, State COLA, State base budget augment, and/or District budget solutions.

With a \$950,000 base budget increase, 2016-17 net revenue is forecasted just slightly in the black and the fund balance percent rises to 6.29%.

The 2017-18 forecast mirrors previous years with a 1.02% COLA in revenue and expenditures increasing over \$1.2 million. The accelerated expenditure increase is primarily due to increased pension costs. This year a \$297,000 adjustment is made to both the revenue and transfers to recognize the planned transfer of territory to Mendocino College. With the transfer of territory, presumably about 60 FTES would transfer to Mendocino College. However, no enrollment change is forecast, if this will be an enrollment stability year. With a \$1.1 million target for a State base budget augment or other budget solutions, the 2017-18 net revenue is \$64,000 in the black and the fund balance percent increases to 6.3%.

The next chart recaps the expenditure adjustments in the 2016-17 and 2017-18 forecasts:

EXPENDITURES ADJUSTMENTS:	2016-17	2017-18
Academic Salaries Step	\$ 197,357	\$ 199,721
Other Staff Salaries Step	\$ 173,163	\$ 173,163
Employee Benefits	\$ 37,052	\$ 41,017
STRS increase	\$ 199,000	\$ 180,000
PERS increase	\$ 119,000	\$ 320,000
Health & Welfare @ 6% increase	\$ 283,392	\$ 283,392
Other	\$ (3,814)	\$ 69,893
Total Expenditure Changes	\$ 1,005,151	\$ 1,267,187

The Governor’s 2016-17 proposed budget, to be released in January 2016, may provide a 2016-17 permanent budget augment and/or one-time funds, and funds for additional mandate reimbursements. The District’s account with the State Controller’s Office currently shows \$8.2 million due for mandate claims. With the \$2.1 million reimbursement for 2015-16, presumably the balance remaining will be \$6.1 million. To help maintain fiscal stability, the Administration will confer with the BPC on a recommendation to allocate any one-time funding in the 2016-17 budget, as follows:

1. Cal PERS/STRS set aside.
2. State bond matching set aside.
3. Potential enrollment management related initiatives.
4. Limit any other allocations to mandatory and urgent needs only.

**Redwoods Community College District
2015-16 Final Budget and Multiyear Summary**

Impact of LAO’s Slowdown Scenario

Under the LAO’s economic slowdown scenario, the District could see additional revenue since economic conditions may cause more people to go back to school for further education. However, new student revenue might be offset as the State may not have the means to provide additional base budget increases. The LAO slowdown scenario notes that the State’s rainy day funds might only cover the first year of a multiyear State budget deficit. It is not realistic to assume that enrollment growth would fully cover annual cost increases. In that case, either the State would need to defer the higher Cal PERS/STRS rate schedule or other District budget solutions may be required.

Long Term Student Access Needs and District Size

To maintain long term fiscal stability, the District must provide services at a level requisite to the student access needs within its service area, not some higher, aspirational service level. The austerity measures implemented a few years ago aimed at sizing the District to a 4100 to 4500 FTES service level. If long term student access requirements now stand in the 3800 to 4200 FTES range based on current enrollments, then the District must further reduce its current service level. To permanently align to this lower enrollment access need, the District would require a permanent budget reduction in the \$1,500,000 range as presented in the following chart:

Fiscal Planning for District Access Needs and District Size				
Forecast Estimates	Old	New	Change	Permanent Bgt Adjustment
High FTES	4500	4200	-300	\$ (1,500,000)
Low FTES	4100	3800	-300	\$ (1,500,000)

Mendocino Center

The College of the Redwoods Mendocino Center (CRMC) receives basic funding in the State’s apportionment model and FTES funding for students in the Fine Woodworking program. After covering the Center’s payroll and operating costs, the District will forward the net revenue to the Mendocino College. In the 2017-18 forecast, it is assumed that the proposed redistricting and transfer of territory will occur. Therefore, the revenue, expenditures and transfers associated with the Center are reduced to zero. For 2015-16, Mendocino revenue includes \$297,221 in grand parented center funding and about 60 FTES funding from the Fine Woodworking Program. Payroll and operational costs are deducted from this revenue and the net remaining is transferred to Mendocino College each year.

Employee Notice Requirements

When the budget forecast remains in an unbalanced deficit position by February 1 of any given year, the District may consider issuing formal notice to the College of the Redwoods Faculty Organization (CRFO) of a potential reduction in force pursuant to section 13.3 of the collective bargaining agreement. When the budget forecast remains in an unbalanced deficit position by March 15 of any given year, the District may consider identifying faculty and management positions and issuing formal notice of layoff/reduction in force by March 15, pursuant to California Administrative Code Title 5, sections 87740 and 87743. Following is a chart of the general notice requirements for implementing layoffs/reductions in force:

**Redwoods Community College District
2015-16 Final Budget and Multiyear Summary**

Layoff/Reduction In Force Notice Requirements		Deadline
Educational Administrator	Notice of possible layoff. Ed code section 87740	March 15
Faculty	Notice provided to CRFO per section 13.3 of collective bargaining agreement	Feb 1
Faculty	Notice of possible layoff. Ed code section 87740 & 87743.	March 15
Classified Staff	Notice provided to CSEA employees per section 15.2 of collective bargaining agreement and Ed code section 87740	60 calendar days
Classified Manager	Notice of possible layoff. Ed code section 87740	60 calendar days
Confidential	Notice of possible layoff. Ed code section 87740	60 calendar days

Fifty Percent Law Compliance

California Community Colleges, Budget and Accounting Manual, 2000 edition:

The “50 Percent Law,” as defined in Education Code Section 84362 and California Code of Regulations Section 59200 et seq., requires California Community College districts to spend each fiscal year 50% of the current expense of education for payment of salaries of classroom instructors. The intent of the statute is to limit class size and contain the relative growth of administrative and noninstructional costs.

The chart shows that the District can meet the Fifty Percent Law requirement for 2015-16. However, in order to comply, it is assumed that expenditures will occur as forecasted in the Final Budget.

Fifty Percent Law Compliance	2012-13 Budget	2013-14 Budget	2014-15 Budget	2015-16 Budget
Salaries of classroom instructors	\$ 13,634,111	\$ 13,064,984	\$ 12,592,779	\$ 14,021,104
Current expense of education	\$ 27,153,727	\$ 25,661,112	\$ 25,157,946	\$ 27,403,703
Percent (Must be 50% or greater)	50.2%	50.9%	50.1%	51.2%
Max expense allowed @ 50%	\$ 27,268,222	\$ 26,129,968	\$ 25,185,558	\$ 28,042,208
Cushion	\$ 114,495	\$ 468,856	\$ 27,612	\$ 638,506

Factors influencing the 50% law budget calculation include changes in District positions and changes to associate faculty budgets related to changes in enrollments.

**Redwoods Community College District
2015-16 Final Budget and Multiyear Summary**

Exhibits

Exhibits for unrestricted general funds, general funds, multiyear unrestricted general fund forecast, and all funds are presented on the following exhibits.

Exhibit A: 2015-16 Unrestricted, Restricted, and Total General Fund Budget

Exhibit B: 2015-16, 2016-17, 2017-18 Unrestricted General Fund Multiyear Forecast

Exhibit C: 2015-16 All Funds Budget

Exhibit D: Report of BPC Resource Requests (New report this year). This spreadsheet recaps the 2014-15 program review resource requests reviewed by the Budget Planning Committee (BPC) and its subcommittees, Facilities Planning Committee and Technology Planning Committee. Final rankings are noted on the spreadsheet with comments about the disposition of the request. Items not funded may be resubmitted next year.

Restricted General Funds (Fund 10)

Certain restricted funds receive a funding allocation from the State Chancellor's Office and may be referred to as designated or categorical programs. Other restricted funds include Capital Projects, Enterprise, Associated Students, Student Financial Aid, and the Employee Benefits Trust. Enterprise funds include certain revenue generating auxiliary enterprises. These monies are provided for a specific purpose and generally cannot be used for any other District costs.

The State Chancellor's Office tracks funding for over 20 categorical programs, such as: Calworks, Childcare, Extended Opportunity Programs and Services (EOPS), Disabled Students Programs and Services (DSPS), and Cooperative Agencies Resources for Education (CARE). Many of these categorical programs target specific populations of students for additional support.

Debt Service (Fund 21 & 29)

The Debt Service Funds include the Bond Interest and Redemption Fund (Fund 21) and the Other Debt Service Fund – COPS (Fund 29). At its June 7, 2005 meeting, the Board of Trustees established a Bond Interest and Redemption Fund to account for revenues derived from property taxes levied for the payment of principal and interest on outstanding bonds of the District, for example, Measure Q bonds. Responsibility for the operation of this fund is vested with the Humboldt County Auditor in accordance with State law.

In October 1988, the District formed the College of the Redwoods Financing Corporation (CRFC) for the purpose of issuing \$3 million in certificates of participation (COPs). Proceeds were used for acquisition of land and buildings, for rental of facilities, for remodeling and maintenance projects, and for debt service requirements. This 30-year obligation was refinanced in November 1998 over the remaining 20 years at savings of \$376,258. The interest rate is now 5.3%. The financial statements note a principal balance of \$258,510 as of June 30, 2014 for "Refunding Lease Obligation." The District has made lease payments of about \$100K per year as assigned by CRFC for the retirement of the outstanding debt. These activities were accounted for in a debt service fund. The final payment is due during 2016-17.

Child Development (Fund 33)

The District operates child development programs on the Eureka Campus for the benefit of children from infants to age five. In addition to Federal and State support, the District charges an hourly rate to parents for its instructional activities.

**Redwoods Community College District
2015-16 Final Budget and Multiyear Summary**

The unrestricted general fund provides \$90,000 in direct support to this fund and additionally covers overhead costs for administration, operations and maintenance of this program. The Child Development budget will be used to cover costs of providing hands-on student learning opportunities in a working childcare center for Early Childhood Education students.

Student Farm (Shively Farm, Fund 34)

This Fund was established in November 2000 to account for student agricultural production activities that are conducted on a farm in Shively, California. The land, buildings, equipment, and cash were a gift received from the estate of John Bianchi. In fiscal year 2008-09, CalTrans gave the District Foundation \$2.0M to assist with the operational needs of the student farm. An endowment was set up with \$1.5M and the interest earned provides support to the Agriculture instructional programs at the District. Proceeds from the endowment directly benefit the District's instructional programs, and not the Farm operations.

The remaining \$500 thousand was designated for the benefit of the Farm to help with equipment purchases. The Farm budget will be used to cover costs of providing hands-on student learning opportunities in a working laboratory farm and costs of production of the goods to be sold from the Farm. The unrestricted general fund provides \$50,000 per year in support to this fund.

Other Special Revenue (Fund 39)

Students benefit from the services provided by this fund through access to the student center. The District Board established a special revenue fund to account for the rental income from District owned or leased buildings.

Capital Projects (Fund 41)

This fund provides monies for the various construction and improvement projects occurring across the District. Students benefit from these projects by gaining access to updated facilities, upgraded technology and furniture. The District maintains the Capital Outlay Projects Fund to account for the expenditure of capital outlay and scheduled maintenance projects. \$700,000 is scheduled to be transferred to this fund in 2015-16 to start a reserve for State project match.

Enterprise (Funds beginning with 5)

Community Education and the student house built by the Construction Technology program are recorded here.

Associated Student Trust (Fund 71)

The Associated Students of the College of the Redwoods uses these monies to provide services for the District's students. Regulations adopted by the Board of Governors of the California Community Colleges require the establishment of a fund to account for moneys held in trust by the District for the organized student body association. This fund was established in November 2000. The budget represents revenue and expenditure estimates of activities managed by student government.

Student Financial Aid Trust (Fund 74)

This fund is for financial aid transactions which benefits students on financial aid. This fund holds monies that do not belong to the District, but rather these funds must ultimately be disbursed to students. The students in turn use these monies to pay their enrollment fees, purchase textbooks, and cover living expenses each semester. Federal Department of Education regulations prohibit the accumulation of a fund balance.

**Redwoods Community College District
2015-16 Final Budget and Multiyear Summary**

Employee Benefit Trust (Fund 78)

This fund was created to accumulate a pool of monies to cover the estimated cost of providing health and welfare benefits to certain retired employees of the District. The District phased out these benefits for newly hired employees after December 2007.

**Redwoods Community College District
2015-16 Final Budget and Multiyear Summary**

EXHIBIT A: 2015-16 Unrestricted, Restricted, and Total General Fund Budget

REDWOODS COMMUNITY COLLEGE DISTRICT						
FINAL GENERAL FUNDS BUDGET						
FISCAL YEAR 2015-16						
REVENUES, EXPENDITURES AND CHANGE IN FUND BALANCE	Unrestricted 2014-15 May '15 July '15 BOT	Adjustments	Unrestricted 2015-16 Final Budget Permanent Bgt	Unrestricted 2015-16 Final Budget One-Time Bgt	Restricted 2015-16	General Fund 2015-16 Final Budget
State COLA Percent		1.02%				
Full-time Equivalent Students (FTES)	3936	0	3936			
REVENUES:		0.00%	Enrollment Stability			
Federal Sources	100,598	0	100,598	0	1,255,877	1,356,475
FTES increase @ 320 Final		0				
\$267.45 increased funding per FTES		1,052,673				
Increase rural basic funding		626,605				
Increase small single college district basic funding		192,965				
Increase DN & MC center basic funding		48,241				
Increase faculty numbers to meet FON		214,502				
Subtotal		2,134,986				
One-Time Mandate Reimbursements				2,178,401		
True up 2014-15 apportionment		(396,425)				
State Sources	14,399,509	1,738,561	16,138,070	2,178,401	2,506,006	20,822,477
Local Sources	11,340,170	0	11,340,170		302,884	11,643,054
Total Revenue	25,840,277	1,738,561	27,578,838	2,178,401	4,064,767	33,822,006
EXPENDITURES:						
Academic Salaries	12,005,427		12,005,427		447,333	12,452,760
Other Staff Salaries	4,916,532		4,916,532		1,547,518	6,464,050
Employee Benefits	5,423,204		5,423,204		776,825	6,200,029
Increase to 2015-16 perm bgt		1,051,286	1,051,286			1,051,286
2015-16 temp vacancy svgs estimate	0	(358,000)	(358,000)		0	(358,000)
Salary restoration reserve (subj to negotiations)		155,000	155,000			155,000
Benefit restoration reserve (subj to negotiations)		25,000	25,000			25,000
Supplies & Materials	288,045		288,045		109,115	397,160
Services & Other Operating	3,133,560		3,133,560		815,454	3,949,014
Capital Outlay	73,057	0	73,057		182,694	255,751
Reserve for extra student sections & contingency				100,000		100,000
Potential one-time payroll contingency (subject to negotiations)				401,630		401,630
All other expenditures				646,370		646,370
Total Expenditures	25,839,825	873,286	26,713,111	1,148,000	3,878,939	31,740,050
EXCESS REVENUES (EXPENDITURES)	452		865,727	1,030,401	185,828	2,081,956
OTHER FINANCING SOURCES/(USES):						
Interfund Transfers In	15,000		15,000			15,000
Debt Service			0			0
Intrafund Transfers Out			0		150,000	150,000
Interfund transfer to Capital Projects						
- State Bond Matching Reserve			0	(700,000)		(700,000)
Interfund transfer to Pension Reserve			0	(180,000)		(180,000)
Interfund Transfers Out (1-time to instr eq)	(468,489)		(468,489)	(29,887)		(498,376)
Student Financial Aid	(41,889)		(41,889)		(335,828)	(377,717)
Transfer net funds to Mendocino College		(297,221)	(297,221)			(297,221)
Total Other Sources (Uses)	(495,378)	(297,221)	(792,599)	(909,887)	(185,828)	(1,888,314)
BGT SAVINGS/RIF/RETIREMENT INCENTIVE						
FUND BALANCE INCREASE (DECREASE)	(494,926)		73,128	120,514	0	193,642
BEGINNING FUND BALANCE:						
Beginning Balance	2,092,646		1,597,720		175,000	1,772,720
Reserve for PERS/STRS pension costs			0	120,000		
Adjusted Beginning Balance	2,092,646		1,597,720		175,000	1,772,720
ENDING FUND BALANCE	1,597,720		1,670,848	1,791,362	175,000	1,966,362
Net Fund Balance Percent	6.06%		6.07%	6.12%		
Excess Reserve Over 5% Minimum	280,960		295,562	313,182		
Excess Reserve Over 6%	17,608		20,505	17,546		

**Redwoods Community College District
2015-16 Final Budget and Multiyear Summary**

EXHIBIT B: 2015-16, 2016-17, 2017-18 Unrestricted General Fund Multiyear Forecast

REVENUES, EXPENDITURES AND CHANGE IN FUND BALANCE	Unrestricted 2015-16	2016-17 Draft	Unrestricted 2016-17	2017-18 Draft	Unrestricted 2017-18
	Final Budget	Adjustments	Preliminary Bgt	Adjustments	Preliminary Bgt
	Enrollment Stability				Enrollment Stability
State COLA Percent		1.02%		1.02%	
Full-time Equivalent Students (FTES)	3936	(50)	3886	0	3886
REVENUES:		-1.27%		0.00%	
Federal Sources	100,598	0	100,598	0	100,598
FTES increase		(249,689)		0	
Increase funding @ COLA		235,243		237,642	
Delete MC center basic funding		0		(297,221)	
Increased State Funding (or District Cuts)		950,000		1,090,000	
State Sources	16,138,070	935,554	17,073,624	1,030,421	18,104,045
Local Sources	11,340,170	0	11,340,170	0	11,340,170
Total Revenue	27,578,838	935,554	28,514,392	1,030,421	29,544,813
EXPENDITURES:					
Academic Salaries	12,005,427	197,357	12,202,784	199,721	12,402,505
Other Staff Salaries	4,916,532	173,163	5,089,695	173,163	5,262,858
Employee Benefits	5,423,204	37,052	5,460,256	41,017	5,501,273
STRS increase		199,000	199,000	180,000	379,000
PERS increase		119,000	119,000	320,000	439,000
Health & Welfare @ 6% increase		283,392	283,392	283,392	566,784
Increase to 2015-16 perm bgt	1,051,286		1,051,286		1,051,286
Temp vacancy svgs estimate	(358,000)		(358,000)		(358,000)
Salary restoration reserve (subj to negotiations)	155,000		155,000		155,000
Benefit restoration reserve (subj to negotiations)	25,000		25,000		25,000
TLU costs for FTES		(73,707)	(73,707)		(73,707)
Supplies & Materials	288,045	5,761	293,806	5,761	299,567
Services & Other Operating	3,133,560	62,671	3,196,231	62,671	3,258,902
Capital Outlay	73,057	1,461	74,518	1,461	75,979
Total Expenditures	26,713,111	1,005,151	27,718,262	1,267,187	28,985,448
EXCESS REVENUES (EXPENDITURES)	865,727		796,130		559,364
OTHER FINANCING SOURCES/(USES):					
Sale of Land & Buildings	0		0		0
Interfund Transfers In	15,000		15,000		15,000
Intrafund Transfers In	0		0		0
Debt Service	0		0		0
Intrafund Transfers Out	0		0		0
Interfund Transfers Out	(468,489)		(468,489)		(468,489)
Student Financial Aid	(41,889)		(41,889)		(41,889)
Other Sources (Uses)	0		0		0
Transfer to MN College/Delete transfer	(297,221)		(297,221)	297,221	0
Total Other Sources (Uses)	(792,599)	0	(792,599)	297,221	(495,378)
BGT SAVINGS/RIF/RETIREMENT INCENTIVE					
FUND BALANCE INCREASE (DECREASE)	73,128		3,531		63,986
BEGINNING FUND BALANCE:					
Beginning Balance	1,597,720		1,791,362		1,794,893
Reserve for PERS/STRS pension costs	120,000				
Balancing adjustment	514				
Adjusted Beginning Balance	1,718,234		1,791,362		1,794,893
ENDING FUND BALANCE	1,791,362		1,794,893		1,858,880
Net Fund Balance Percent	6.12%		6.29%		6.30%
Excess Reserve Over 5% Minimum	313,182		369,350		384,838
Excess Reserve Over 6% Minimum					

**Redwoods Community College District
2015-16 Final Budget and Multiyear Summary**

EXHIBIT C: 2015-16 All Funds Budget

REDWOODS COMMUNITY COLLEGE DISTRICT FINAL BUDGET FISCAL YEAR 2015-16												
<i>REVENUES, EXPENDITURES AND CHANGE IN FUND BALANCE</i>	<i>GOVERNMENTAL FUND TYPES</i>						<i>PROPRIETARY FUND TYPES</i>	<i>FIDUCIARY FUND TYPE - TRUST</i>			<i>TOTAL ALL FUNDS (Memo Only)</i>	
	<i>General Fund (10)</i>	<i>Debt Serv Fund (21) & (29)</i>	<i>SPECIAL REVENUE FUNDS</i>			<i>Capital Projects (41)</i>	<i>Enterprise Funds (5X)</i>	<i>Associated Student Body (71)</i>	<i>Student Financial Aid Trust (74)</i>	<i>Employee Benefit Trust (78)</i>		
			<i>Child Devel- opment (33)</i>	<i>Student Farm (34)</i>	<i>Other Sp Rev Funds (39)</i>							
REVENUES:												
Federal Sources <i>8100-8199</i>	\$ 1,356,475	\$ 0	\$ 182,367	\$ 0	\$ 0	\$ 0	\$ 0	\$ 0	\$ 10,190,000	\$ 0	\$ 11,728,842	
State Sources <i>8600-8699</i>	20,822,477	0	241,159	100,000	0	35,967,964	0	0	555,000	0	57,686,600	
Local Sources <i>8800-8899</i>	11,643,054	2,155,764	6,000	23,000	595,000	40,000	950,000	60,000	0	278,405	15,751,223	
Total Revenue	33,822,006	2,155,764	429,526	123,000	595,000	36,007,964	950,000	60,000	10,745,000	278,405	85,166,665	
EXPENDITURES:												
Academic Salaries <i>1000-1999</i>	11,926,591	0	0	0	0	0	0	0	0	0	11,926,591	
Other Staff Salaries <i>2000-2999</i>	6,583,300	0	278,026	52,829	218,633	100,777	122,726	13,347	0	0	7,369,638	
Employee Benefits <i>3000-3999</i>	7,291,535	0	177,031	28,441	123,987	56,118	62,870	1,987	0	900,000	8,641,969	
Other Payroll Adjustments	550,430											
One-Time Items	1,148,000											
Supplies & Materials <i>4000-4999</i>	397,160	0	48,649	18,400	8,000	0	60,000	9,800	0	0	542,009	
Services & Other Operating <i>5000-5999</i>	3,949,014	0	29,987	8,350	132,000	0	120,000	87,775	7,619	0	4,334,745	
Capital Outlay <i>6000-6999</i>	255,751	0	5,000	100,000	300,000	23,500,000	400,000	3,000	0	0	24,563,751	
Total Expenditures	32,101,781	0	538,693	208,020	782,620	23,656,895	765,596	115,909	7,619	900,000	57,929,133	
EXCESS REVENUES (EXPENDITURES)	1,720,225	2,155,764	(109,167)	(85,020)	(187,620)	12,351,069	184,404	(55,909)	10,737,381	(621,595)	27,237,532	
OTHER FINANCING SOURCES (USES):												
Interfund Transfers In <i>8980-8988</i>	0	99,059	90,000	50,000	0	700,000	0	0	0	225,000	1,164,059	
Debt Service <i>7100-7199</i>	0	(2,133,681)	0	0	0	0	0	0	0	0	(2,133,681)	
Intrafund Transfers Out <i>7200-7299</i>	0	0	0	0	0	0	0	0	0	0	0	
Interfund Transfers Out <i>7300-7399</i>	(1,461,280)	0	0	0	0	0	0	0	0	0	(1,461,280)	
Student Financial Aid <i>7500-7699</i>	0	0	0	0	0	0	0	0	(10,737,381)	0	(10,737,381)	
Total Other Sources (Uses)	(1,461,280)	(2,034,622)	90,000	50,000	0	700,000	0	0	(10,737,381)	225,000	(13,168,283)	
FUND BALANCE INCREASE (DECREASE)	258,945	121,142	(19,167)	(35,020)	(187,620)	13,051,069	184,404	(55,909)	0	(396,595)	14,069,249	
BEGINNING FUND BALANCE:												
Beginning Balance <i>9790</i>	1,706,183	2,020,120	111,863	765	218,495	7,299,199	491,362	186,175	5	1,508,701	13,542,868	
Prior Year Adjustments <i>9791-9792</i>	0	0	0	0	0	0	0	0	0	0	0	
Adjusted Beginning Balance	1,706,183	2,020,120	111,863	765	218,495	7,299,199	491,362	186,175	5	1,508,701	13,542,868	
ENDING FUND BALANCE	\$ 1,965,128	\$ 2,141,262	\$ 92,696	\$ (34,255)	\$ 30,875	\$ 20,350,268	\$ 675,766	\$ 130,266	\$ 5	\$ 1,112,106	\$ 27,612,117	

Exhibit D: Report of BPC Resource Requests (New report this year)

Exhibit D: Report of BPC Resource Requests (New report this year)

Area	Package	Request	One-time \$	Recurring \$	Life Safety ADA	Referral	FPC Ranking	TPC Ranking	BPC FINAL Ranking	One-time Funding Allocations July 2015
Admin Svc	Life Safety	Del Norte campus life safety remediation package. Upgrade outside lighting: \$50,000. Underway Repair damaged walkways: \$50,000. Includes improved pathways to replace rock & dirt paths. Emergency call boxes: \$35,000. For parking lots. Public Safety recommended against. Automated external defibrillator (AED): \$15,000. Emergency alert siren: \$20,000. Backup power: \$275,000. For DN cadaver rooms, data network, & basic campus lighting. - Measure Q funded. Satellite phone & satellite internet equipment: \$10,000. For emergency communications. Backup data connection: \$25,000. For second internet service, possibly Charter internet cable modem, & for routing equipment to implement routing protocols for DN center data traffic. Project mgt, soft costs, etc: \$50,000.	430,000		Yes	FPC/BPC	1		1	Some damaged walkways will be repaired and some emergency equipment will be included in Science Lab upgrade in measure Q. Remainder not funded.
Facilities	Life Safety	Upgrade Existing Waste Water Treatment Plant, so it will produce recycled water that can be used to irrigate the athletic fields and landscaping across the Campus. This is a new direction based on fact the Force Sewer Main Option is no longer a viable project. In Progress (GHD Architects currently working on Preliminary Plans for the State)	5,000,000		Yes	FPC/BPC	2		2	Funded in Utility Infrastructure Project for leech field.
Admin Svc	Reduce costs	Districtwide technology upgrade package. FT faculty computers: \$100,000. Provide each FT faculty with a new laptop or notebook. Either departments or individual faculty would need to determine if apple/mac or pc better meets their academic needs. Computer upgrade: \$50,000. Upgrade all CRTs & substandard computers to District minimum standard.	150,000		No	TPC/BPC			1	Partially funded. \$49,200 for 41 computers below CR minimum standard in Tech replacement cycle
Admin Svc	FTES Growth	Districtwide internet upgrade package. CENIC: \$20,000. To increase bandwidth. Del Norte: \$5,000. To increase bandwidth. Southern Humboldt (Garberville): \$5,000. Does not currently have CR internet access. EKA wireless & Residence Life: \$10,000. To increase bandwidth.	40,000	30,000	No	TPC/BPC			2	Minimal funding needed. Upgrades in process. S. Humboldt completed. In queue at CENIC for EKA & DN campuses. Not funded. Refer to Dean. Please open a help ticket if not already done.
CDC	Life Safety	Playground Fence Repair	4,490		Yes	FPC/BPC	3		5	

Exhibit D: Report of BPC Resource Requests (New report this year)

Area	Package	Request	One-time \$	Recurring \$	Life Safety ADA	Referral	FPC Ranking	TPC Ranking	BPC FINAL Ranking	One-time Funding Allocations July 2015
Admin Svc	Life Safety	<p>Eureka Campus fire safety remediation package.</p> <p>Tree removal: \$40,000. Remove trees posing hazards to PE fields & across campus. See p. 6 of Keenan report, "Overhead branches low & drooping on to bleachers — Struck by Hazard." Underway</p> <p>Wastewater treatment facility: \$250,000. For upgrades & studies to maintain regulatory compliance. Defer to State project</p> <p>Class B driver training: \$20,000. Different solution, no class B vehicles</p> <p><u>Walking path:</u> \$25,000. To create a walking path between the residence halls & nursery by restricting traffic. A hazard exists for students walking along this driveway as there is no room for a sidewalk. Driveway would be designated emergency vehicles only.</p> <p><u>Walking path2:</u> \$15,000. To create a pathway between rear parking lot & residence halls where pedestrians currently walk over dirt path in between trees.</p> <p><u>Redwoods bldg C repairs:</u> \$250,000. For minimal basic repairs to the old Library. Three of the four HVAC units are broken, carpet needs to be replaced, fire alarm system needs maintenance, & other repairs are needed. Cost estimate is enough to repair some, but not all of the HVAC & other needs.</p> <p><u>Repair damaged walkways:</u> \$350,000. Repair damaged pedestrian pathways, due to ground settling, root damage, rooted wooden spacers, & age. Also, correct areas where improved path does not connect to the rest of the campus. Correct unimproved pathways, i.e. rock & dirt paths that are well traveled.</p> <p><u>Parking lot lighting:</u> \$50,000. To better light the Residence hall parking lot, AJ parking lot, and other lots.</p> <p><u>Emergency call boxes:</u> \$75,000. For parking lots that do not have call boxes, such as AJ lot, residence hall lot, etc.</p> <p>Backup power: \$275,000. Measure Q funds have been budgeted for backup power for the data/phone network & servers, to power elevators, & for limited basic campus lighting. This would fund additional backup power for the cadaver rooms which must stay cooled & for Dining refrigerators & freezers which would supply food during an extended emergency. Utility Infrastructure State Bond project.</p> <p><u>Satellite phone & satellite internet equipment:</u> \$20,000. For emergency communications. Covers a sat phone & sat internet for EKA, plus sat phone for EKA downtown, Shively, KT, & the President</p>	1,200,000		Yes	FPC/BPC	4		6	Some walkway repairs are funded in process in measure Q. Remainder not funded.
IT	FTES Growth	<p>Enhance Network band width for increased Video traffic intra-LAN</p> <p>LAN network upgrades to accommodate new Video loads for DE.</p> <p>WS-C2960S-48LPD-L=\$6774</p> <p>C3KX-NM-10G= \$1500</p> <p>SFP-10G-LR= \$3290</p> <p>VS-S2T-10G</p> <p>Cat 6500 Supervisor 2T with 2 ports 10GbE and MSFC5 PFC4 =\$15,600</p>	27,164		No	TPC/BPC		3	7	Partially funded at \$12,000 with Tech Infrastructure Upgrades
IT	FTES Growth	<p>Telepresence rollout</p> <p>Enhance Telepresence rollout to Del Norte, KT and Eureka downtown.</p> <p>2 SX-20s @ \$15,597</p> <p>3 EX-90s @ \$8,600</p> <p>Various Licenses, cameras, microphones</p>	116,207	5,000	No	TPC/BPC		4	8	Not funded

Exhibit D: Report of BPC Resource Requests (New report this year)

Area	Package	Request	One-time \$	Recurring \$	Life Safety ADA	Referral	FPC Ranking	TPC Ranking	BPC FINAL Ranking	One-time Funding Allocations July 2015
Res Life	Life Safety	Install fire control sprinklers	1,000,000		Yes	FPC/BPC	5		9	Partially funded by Utility Infrastructure project. Remainder not funded.
Res Life	Life Safety	Asbestos abatement in res halls	600,000		Yes	FPC/BPC	6		10	Not funded.
Res Life	Life Safety	Install new plumbing	160,000		Yes	BPC/FPC	10		11	Not funded.
COUNSEL/ADVISING	Other	10 computers/5 for students, 5 for staff - EKA computers only	11,300		NA	TPC/FPC Student Tech		5	12	Funded. Purchased or in process
DSPS	ADA	New CCTVs and scanners for labs on campus (one in each lab on campus; ADA compliance)	46,600	?	Yes	TPC/BPC		6	13	Funded with \$47,000 in New CCTVs and scanners for labs on campus (one in each lab on campus; ADA compliance)
Admin Svc	Life Safety	Upgrade residence hall room heating. Dorm heating: \$200,000. Current gas wall heaters are worn out & in need of replacement. Funds will be used to replace with energy efficient room heating solution.	200,000		Yes	FPC/BPC	9		14	Not funded.
Res Life	Life Safety	Resurface/repair blacktop around res halls, including parking areas (required for ADA compliance)	100,000		Yes	FPC/BPC	14		14	ADA parking completed, otherwise not funded.
Res Life	Life Safety	Earthquake Retrofit-	1,000,000		Yes	FPC/BPC	13		16	Not funded.
CIS	Other	30 student servers for the CIS Networking lab (Grant funding being sought through CTEA. Dollar amount covered by grants not known at this time.)	48,000		NA	TPC/BPC		8	17	Fund with CTEA
Facilities	Life Safety	WWTP Equipment Upgrades, System Required to Control THM discharge	100,000		Yes	FPC/BPC	13		18	Funded at \$100,000 in Mandated improvements to wastewater plant
Admin Svc	Life Safety	EKA, MN, & DN code remediation package for State funds requests. Prepare project requests & required studies: \$200,000. In 2012, building codes changes require stronger structural framing & other upgrades. Buildings including: AJ, AT, PE, DN main, MN main, & all other buildings not renovated since 2012 now need life safety code upgrades. State bond funds may be used for this remediation. However, the District must expend funds up front to complete the preliminary planning paperwork for a state bond request. Cost estimate is to prepare project requests & architect, engineer, etc. fees for necessary preliminary studies.	200,000		Yes	FPC/BPC	8		19	Partially funded at \$10,000 in EKA, MN, & DN code remediation package for State funds requests.
English	Other	additional computer lab classroom for english composition courses (28 -30 PC computers stations @ \$1100 ea.)	30,800 - 33,000		NA	TPC/FPC/BPC		9	19	Need to locate space. Not funded.
Res Life	Life Safety	Install emergency communications system in Residence Halls	10,000		Yes	TPC/FPC/BPC		7	21	Not funded. May fund with Aux bgt.
Admin Svc	Life Safety	Academy of the Redwoods life safety remediation package. <u>Repair walkway</u> : \$30,000. To replace Academy of the Redwoods (AR) modular bldg. concrete walkway that is sagging & failing. <u>Main AR bldg repairs</u> : \$70,000. Correct exterior rotted wood, leaky roof, etc. Remove dilapidated shed. Replace doors & windows, as needed. <u>Project mgt. soft costs, etc.</u> : \$10,000.	110,000		Yes	FPC/BPC	15		22	ADA walkway repair is in process with measure q bgt. Other repairs are in queue for Maintenance as time/bgt allows.
Res Life	Life Safety	Refurbish bathrooms - shower stall, toilets plumbing?	160,000		Yes	FPC/BPC	7		23	Not funded.

Exhibit D: Report of BPC Resource Requests (New report this year)

Area	Package	Request	One-time \$	Recurring \$	Life Safety ADA	Referral	FPC Ranking	TPC Ranking	BPC FINAL Ranking	One-time Funding Allocations July 2015
IT	Reduce costs	Create a Network Operations Center dashboard to monitor application and network performance Evaluate and purchase a network Monitoring tool like IPSwitch Whatsup Gold or Solar Winds. One Server and Software license. Total cost=\$12,668	12,668	475	No	TPC/BPC		14	24	Not funded. May purchase with dept bgt.
Admin Svc	FTES Growth	Renovate & repurpose old diesel lab.	385,000		No	FPC/BPC	16		24	Not funded. Will try smaller project with Maintenance.
MATH	Other	Purchase 10 replacement laptops for math	20,000	N	NA	TPC/Student Tech		10	26	Not funded
FNR	Other	High-definition video display (repeat from 2011-12, 12-13)	7,000	-	NA	IELM /TPC		13	27	We have some hi-def monitors in inventory. Please open a ticket and list the room and other details.
Bus/Econ	Other	Replace computers (desk-and-laptop) in HU 216/218	37,500		NA	TPC/BPC		12	27	Funded in Tech replacement cycle. Please open a ticket.
Res Life	Life Safety	Replace vanities, sinks, faucets	84,000		Yes	FPC/BPC	11		29	Not funded.
Admin Svc	Life Safety	Dining equipment. Replace worn out equipment: \$75,000. There is old worn out equipment, such as commercial cooking equipment, that needs to be replaced.	75,000		Yes	FPC/BPC	17		30	Not funded. May fund with Aux bgt.
IT	FTES Growth	Technology Package for KT Site Install KT Technology package. This site needs new switches and fiber as well as a new wireless system. 1 12-port switch @ \$878.00 one 24 port switch at \$2397.00 Wireless at \$600. Fiber run at \$2600. Total = \$6475	6,475		No	TPC/BPC		16	30	Fund in Tech Infrastructure Upgrades bgt. Please open a ticket.
Res Life	Reduce Costs	Replace heating system	130,000 to 260,000		NA	FPC/BPC	19		32	Not funded.
IT	Reduce costs	Wireless diagnostic and design tool set. Wireless testing suite to utilize with our tablets. This is software only. Fluke Networks AM/A3000-US AirCheck Wi-Fi Tester for Windows \$995. GLD-S3000G Gold Support \$180 Three sets.	3,525		No	TPC/BPC		20	33	Not funded. May purchase with dept bgt.
Admin Svc	Life Safety	Convert DN campus to cardlocks for all doors, upgrade alarm, & increase security cameras. <u>Del Norte (DN) center lock upgrade</u> : \$45,000. Replace all key locks with an integrated cardlock system, upgrade to a comprehensive security alarm, & increase the number of security cameras.	45,000	10,000	Yes	FPC/BPC	20		34	Not funded. Will try to fund smaller pkg of security cameras.
WT	Other	Measure Q discussions to relocated welding lab to old diesel area.	\$135,000 original and add another \$200,000		NA	FPC/BPC	16		35	Not funded.

Exhibit D: Report of BPC Resource Requests (New report this year)

Area	Package	Request	One-time \$	Recurring \$	Life Safety ADA	Referral	FPC Ranking	TPC Ranking	BPC FINAL Ranking	One-time Funding Allocations July 2015
Admin Svc	Life Safety	Install full gutters & downspouts at buildings. <u>Gutters</u> : \$70,000. Several buildings lack complete gutters & have "chains" instead of downspouts, & lack drainage for roof runoff. This results in a wet campus & increases mold & mildew growth. The campus has already experienced a costly repair to remediate mold damage due to wetness from the side of a building seeping into the facility. Also, extra water creates slip hazards & makes it harder for students to walk on campus during & after rainstorms. This would provide funds to add full gutters to existing buildings, complete downspouts, & install drains to capture the water coming out of the downspouts to reduce the level of wetness.	70,000		Yes	FPC/BPC	22		35	Not funded. Will include gutters in new project specifications as allowable.
Res Life	Life Safety	Increase lighting inside rooms	16,000		Yes	FPC/BPC	18		37	Not funded.
Fine Arts	Other	Purchase gently used, high quality acoustic upright pianos (\$4000-\$5000 a piece). Depending on the price we can get 2 pianos. The current ones are at least 40 years old and are barely tunable.	10,000		NA	IELM/BPC		11	38	Not funded at present. Hold for possible funding at Jan 2016 mid-year review of one-time bgt.
CIS	Other	Upgrade VMWare software on student server (Grant funding being sought through CTEA. Dollar amount covered by grants not known at this time..	2,300	-	NA	TPC/BPC		17	39	Funded by CTEA
Library	Life Safety	Replace missing, damaged chairs	41,000		Yes	BPC/FPC	23		40	Possibly partially funded with Tech Fee for computer chairs. Otherwise In queue with other priorities in \$40,000 Library allocation bgt.
Facilities	Life Safety	Used Bobcat T-55 Track Loader/Trencher/Rototiller, used for installing water and electrical lines as well as preparing soil for landscaping	20,000		Yes	FPC/BPC	26		41	Not funded.
FWW	Other	Purchase and install new desktop, scanner, hard-drive, and software in FW office.	4,000	-	NA	IELM		19	42	Fund in Tech Infrastructure Upgrades bgt. Please open a ticket.
BSS	Other	Purchase ProQuest search engine for student use in LRC to complete courses required for ADT's Psychology, Anthropology, and Sociology.	10,000	10,000	NA	TPC/BPC Student Tech		15	43	In queue with other priorities in \$40,000 Library allocation bgt.
MATH	Other	Purchase 15 computers for multi-purpose lab for noncredit math courses (could be used for other noncredit courses).	17,250	N	NA	TPC/BPC		21	44	Funded. Purchased or in process
Admin Svc	FTES Growth	New large format modular classroom for Del Norte campus.	280,000		No	FPC/BPC	30		45	Not funded. May use dept funds for small planning project.
Adult Ed	FTES Growth	Grow noncredit FTES in the areas of basic skills, and other noncredit areas. Purchase four computers for noncredit staff.	7,000		No	TPC/BPC		23	46	Funded. Purchased or in process
Admin Svc	Life Safety	Smoke-free Del Norte Campus & Eureka Downtown Community Education site. <u>Smoke free signage & handouts</u> : \$10,000. The Southern Humboldt Site (Garberville) opened as a smoke & tobacco free site. This request is for funds for signage & other physical changes to convert the Del Norte Center & Community Education site in downtown Eureka. There would also be a related education & roll out plan with constituent input.	10,000	2,000	Yes	FPC/BPC	25		47	Not funded.

Exhibit D: Report of BPC Resource Requests (New report this year)

Area	Package	Request	One-time \$	Recurring \$	Life Safety ADA	Referral	FPC Ranking	TPC Ranking	BPC FINAL Ranking	One-time Funding Allocations July 2015
PHYS SCIENCE	Other	Six Computers for HU 211	7,200		NA	IELM		18	48	Funded. Purchased or in process
PHYS SCIENCE	Other	21 Organic Chemistry Lab Kits, \$500 each	10,500	\$500 (replace broken)	NA	IELM		Not ranked	49	Not funded.
CDC	Compliance-Care Licensing	Replacing materials preschool playground, Care Licensing Requirement		2,500	NA	IELM/FPC	28		50	Not funded. Refer to Dean.
Res Life	Reduce Costs	Electrical Upgrade: increase electrical infrastrucutor; improve lighting, increase outlet power	386,000		NA	FPC/BPC	29		51	Not funded.
Admin Svc	FTES Growth	New PE fields & upgrades. New PE fields: \$450,000. The Physical Education (PE) fields are currently undergoing a limited life safety & ADA upgrade. Funds would expand the football field to a regulation soccer field, repair the tennis courts, & create other fields for expanded PE courses.	450,000		No	FPC/BPC	32		51	Funded in Measure O. Project is underway with architect.
Facilities	FTES Growth	Classroom furniture & lighting upgrades across campuses.	60,000		No	FPC/BPC	34		53	Not funded.
Fine Arts	Life Safety?	SMART projector in CA 109 (Epson BrightLink)	1,900		NA	TPC/BPC			54	Fund with Tech Infrastructure Upgrades bgt. Please open a ticket.
Res Life	Reduce	Replace windows with double pane	111,000		NA	FPC/BPC	24		55	Not funded.
PHYS SCIENCE	Other	Update SC 114 Chemistry lab to increase number seats and usable counter space, including removing equipment on counter tops which obstruct view and make available nitrogen gas		CR Ticket Estimate for work completed in	NA	FPC/BPC	33		56	Not funded.
Library	Other	Upgrade/replace Koha integrated library software system	\$64,690 first year;	second year \$24,886; third year \$26,130; fourth year \$27,437	NA	IELM/FPC/ BPC		24	57	Not funded.
Fine Arts	Other	(4) Digital cameras @ ~\$625 each (with tax and shipping)Nikon D3200 with lenses and a bag	2,500		NA	IELM/TPC		22	58	Not funded.
Admin Svc	FTES Growth	Del Norte library technology upgrade. DN Library: \$30,000. Expand computer stations (mac & pc) & sitting area in Del Norte (DN) Center library & reduce number of stacks, since students are using more online resources.	30,000		No	TPC/BPC		28	59	Not funded. Maintenance is working this project to reduce the cost.
Facilities	Life Safety	Gas Powered Gardener Vehicle to replace Electric Cart, the electric cart was not intended for the all-terrain use it has been subjected to.	14,000		Yes	FPC/BPC	27		60	Not funded.
Admin Svc	FTES Growth	Renovate rooms in AJ for AR expansion.	50,000		No	FPC/BPC	35		61	Not funded.
Bus Ofc	Reduce costs	Engage other departments in assisting with more Business Office reports. Document imaging and Softdocs integration with business office processes such as Accounts Payable, Purchasing, and Accounts Receivable.	85,000	10,000	No	TPC/BPC		29	61	Not funded.

Exhibit D: Report of BPC Resource Requests (New report this year)

Area	Package	Request	One-time \$	Recurring \$	Life Safety ADA	Referral	FPC Ranking	TPC Ranking	BPC FINAL Ranking	One-time Funding Allocations July 2015
HPEK	Other	Stereo system for Fitness Center with auxiliary input and/or Blue tooth	1,000		NA	TPC/BPC (Student Tech)		25	63	Funded with Tech Fee as appropriate.
Facilities	FTES Growth	Improve student furniture & technology in each bldg Purchase computer tables, chairs, Macbooks, PC notebooks, USB charging desk lamps, benches, etc for students to sit & to supplement student technology outside of the computer labs. Cost is estimated for Sci, Hum, AT, CA, AJ, DN main, DN student lounge, Dining, LRC, etc.	100,000		No	TPC/BPC		30	63	Partially fund with Tech Fee as appropriate.
Fine Arts	Other	Tables for CA 138 & CA 139 (Alulite Aluminum from School Outfitters)CA 138 = 4 36" X 72" and 8 36" X 96"CA 139= 6 36" X 72" and 4 36" X 96"36" X 72" are \$387.99 each36" X 96" are \$458.99 each	9,388		NA	FPC/BPC	38		65	Not funded.
Admin Svc	Reduce costs	Upgrade to high efficiency exterior windows/doors in residence halls. <u>Dorm energy efficiency</u> : \$80,000. Existing windows are energy inefficient single glaze & are worn out. Funds will be used to replace with high efficiency windows & doors.	80,000		No	FPC/BPC	31		66	Not funded.
Library	Other	Additional study rooms or modular office furniture providing semi-private study/meeting areas, with 1 room reserved for use of A/F			NA	FPC/BPC	36		67	Not funded.
MT	Other	Identify space for wood routing laboratory			NA	FPC/BPC	37		68	Not funded.
Admin Svc	Life Safety	Remove abandoned foundation in parking lot. <u>Remove abandoned foundation</u> : \$40,000. Near the Academy of the Redwoods (AR) building, there is an unused building foundation that obstructs a portion of the parking lot. The foundation would be leveled & that area of the lot would be corrected to create new parking spaces.	40,000		Yes	FPC/BPC	40		69	Not funded.
Admin Svc	Generate revenue	Storage facility for large equipment & items. <u>Storage</u> : \$50,000. Items are currently stored in Redwoods bldg. C that will need to be relocated if the facility is leased. Also, there is a need for rolling stock to store construction items. This would fund a prefab storage structure & rolling work unit.	50,000		No	FPC/BPC	39		69	Not funded.
AG	Optimal FTES	Livestock-handling facility	150,000		NA	FPC/BPC	41		71	Funded in Measure Q. Project is underway.
Admin Svc	FTES Growth	Telepresence upgrade - Pelican Bay & high schools.	75,000		No	TPC/BPC	56	12	72	Not funded.
Library	Other	Replace Keyboard trays in LRC 103: 30 stations	3,420		NA	FPC/BPC Student Tech	44		73	Not funded.
DM	Other	Replace multi-page scanner	4,000		NA	IELM/TPC		26	74	Funded. Purchased or in process
Admin Svc	FTES Growth	Additional outdoor tables & chairs across campuses. <u>Outdoor tables & chairs</u> : \$25,000. Fixtures near the student union have been popular with students. This funding would allow the placement of similar tables & chairs at EKA & DN campuses to encourage informal exchanges & engagement.	25,000		No	FPC/BPC	43		75	Not funded. May fund with aux funds if available.
CDC	Life Safety	Establish safety response between front office, classrooms & security	UNKNOWN		Yes	TPC/BPC		27	76	Proposal is OK to move forward without funding.
Admin Svc	Reduce costs	Replace bathroom paper towel dispensers with hand dryers. <u>Hand dryers</u> : \$25,000. Bathroom paper towel dispensers create trash & paper towels are expensive. Hand dryers are more sanitary. Cost estimate assumes that additional electrical runs may be needed.	25,000		No	FPC/BPC	45		77	Not funded. May replace with hand dryers in new projects as appropriate.

Exhibit D: Report of BPC Resource Requests (New report this year)

Area	Package	Request	One-time \$	Recurring \$	Life Safety ADA	Referral	FPC Ranking	TPC Ranking	BPC FINAL Ranking	One-time Funding Allocations July 2015
Athletics	Other	Batting cages	6,000		NA	IELM/ FPC	58		78	Previously funded with Measure Q.
Paramedic	Other	Provide a minimum 8 foot by 8 foot storage area in close proximity to the HO classroom.	3,000	N/A	NA	FPC/BPC	46		79	Not funded.
BSS	Other	Establish campus climate which acknowledges diverse needs by creating one stall gender neutral bathrooms on campus by converting signage in CA, Forum, Cafeteria and AJ handicap accessible restrooms.	1,000		NA	FPC/BPC	42		80	Not funded. Maintenance is working this project.
Athletics	Other	Increase equipment/travel budget	20,000	20,000	NA	FPC/BPC	49		81	Refer to Dean
Athletics	Other	4-wheel quad runner/coaches and teammembers perform infield repairs; current quad runner 20 yrs. Old	6,000	maintenance	NA	FPC/BPC	50		81	Not funded.
DM	Other	Identify permanent location for video shoots w/green screen	?		NA	FPC/BPC	55		81	Not funded.
Fine Arts	Other	Set of 5 new timpani	13,000 copper or 7,000		NA	FPC/BPC	47		84	Not funded.
Athletics	Other	Weight Training Equipment	8,000		NA	IELM/FPC	48		85	Previously funded with Measure Q.
Admin Svc	FTES Growth	Stadium lights.	150,000		No	FPC/BPC	52		86	Removal of existing lights funded with Measure Q. No funds for replacements.
Library	Other	Purchase 2 laptops/tables for staff to use doing inventory (library inventory required by ACCJ)	1,500		NA	FPC/BPC	53		86	We have some refurb laptops in inventory. Please open a ticket.
AG	Other	Track-laying tractor	Cal Trans funded?	N	NA	FPC/BPC	54		88	Fund with CalTrans budget. Please allocate in CalTrans bgt and open a PO.
CDC	Maintenance	Tile Replacement-water fountains	4,400		NA	FPC/BPC	57		89	Not funded.
Enrollment Services	Other	Space to establish a Student computer lab in SS/Admin Bldg.			NA	TPC/FPC Student Tech	Not ranked		90	Not funded.
Admin Svc	FTES Growth	PT non-credit & other support in Southern Humboldt.	20,000	20,000	No	Cabinet				Not funded.
Admin Svc	Other	Replace stadium bleachers. Replacement bleachers: \$375,000. Replace with aluminum bleachers & press box. Old bleachers were unsafe. Project mgt, soft costs, etc: \$40,000 Funded			NA	Funded				Bleachers replaced with temporaries. Perm bleacher replacement not funded at present.
Admin Svc	Life Safety	Districtwide backup data connection. <u>District backup routing</u> : \$50,000. Upgrade to fiber backhaul to Suddenlink local office & implement routing protocols & equipment upgrades to allow for route selection of all traffic to Suddenlink during any CENIC outage & vice versa. Will benefit entire District as web server, student portal, etc. will stay up during an outage.	50,000	30,000	Yes	TPC/BPC				No funding needed. In queue with CENIC instead of Suddenlink.
Admin Svc	Other	FT maintenance position in Facilities. FT Maintenance staff: \$60,000. New full time (FT) position for Facilities, most likely a maintenance mechanic, painter, or electrician. An electrician is our highest priority due to life safety needs. We can fund this position with limited or no net increase to the general fund by funding with other funds & reducing existing GF budgets to cover the costs. This is Admin Svcs. HIGHEST priority need at present. Funded			NA	Funded almost entirely from non-general fund for first 2 years.				Not funded. May use temp position as appropriate.

Exhibit D: Report of BPC Resource Requests (New report this year)

Area	Package	Request	One-time \$	Recurring \$	Life Safety ADA	Referral	FPC Ranking	TPC Ranking	BPC FINAL Ranking	One-time Funding Allocations July 2015
IT	Life Safety	Replace 12 aging, obsolete, and EOL file servers in LRC and SST, Maint and Del Norte Replace Nine File Servers that are more than NINE years old. 6 in LRC alone. These machines are obsolete and unserviceable, oldest machines left in operation.	21,000	500	Yes	TPC/BPC				Funded with Tech Infrastructure upgrades as a high priority due to security risk. This is part of a larger \$100,000 allocation for virtual servers.
IT	Other	Advanced QoS Training \$3,395 Advanced QoS training. Course code 5643 5 day course- Funded			No	VP bgt 2015-16				VP bgt 2015-16
IT	Other	Install Tsunami sirens \$4,000 Install VoIP Tsunami/Emergency Sirens Must do roof penetrations for cabling. Need Certified Professional Installer Funded			Yes	Funded				Funded
IT	Other	Install cell signal boosters around campus \$6,000 Install Cell Signal Boosters across campus to increase safety levels. One unit for AJ, HU and CA and AT @ \$1,200 Funded			Yes	Tech Fee bgt				Partially funded in Tech Fee bgt
Facilities	Other	Staff Training ICS 100/700 (In progress) A few staff members have completed this training. New employees are being encouraged to participate as well. In process			NA					As noted.
Facilities	Other	Replace Pathway Lighting with LED Fixtures In Progress In process			NA	Funded				In process as prop 39 funds allow.
Facilities	Other	Replace two Maintenance Vehicles (In Progress)			NA	Funded				Funded
Facilities	Other	Lifting Rescue Tripod (In Progress)			NA	Funded				Funded
Facilities	Other	Replace 6,000lb Forklift (Complete)			NA	Funded				Funded
Facilities	Other	Grade 3 WWTP Plant Operator Interim (Currently due to lack of qualified applicants) Searching			NA	Search continues				As noted.
Facilities	Other	Sewer Inspection Camera Done			Yes	Funded				Funded
Facilities	Other	Electrician Duplicate request			Yes	Duplicate				As noted.
Facilities	Other	Maintenance Mechanic III	60,000	60,000	No	Cabinet				Not funded. May use temp position as appropriate.
Facilities	Other	Locksmith	60,000	60,000	No	Cabinet				Not funded.
Adult Ed	FTES Growth	Develop five noncredit certificates. Provide a part-time Noncredit Counselor to provide Counseling support and assistance creating noncredit educational plans to noncredit students. Noncredit educational plans will be required of noncredit students as part of the Noncredit SSSP.	53,000	53,000	No	Cabinet				Refer to Cabinet.
Adult Ed	FTES Growth	Develop one pathway for students to follow from noncredit to credit classes. Provide a part-time, temporary student services support to process student registrations and other provide student support services to noncredit students.	25,000	25,000	No	Cabinet				Refer to Cabinet.
Adult Ed	FTES Growth	Coordinate Noncredit and Adult Education planning with at least five other adult education providers or locations within the District. Provide a part-time, temporary noncredit class coordinator to track and schedule noncredit courses across the District in both CR and Community locations (such as both County Jails, the CCC Campus, Elementary and High School locations, etc.)	34,000	34,000	No	Cabinet				Refer to Cabinet.

Exhibit D: Report of BPC Resource Requests (New report this year)

Area	Package	Request	One-time \$	Recurring \$	Life Safety ADA	Referral	FPC Ranking	TPC Ranking	BPC FINAL Ranking	One-time Funding Allocations July 2015
Comm Ed	Other	Develop a new not for credit career training to meet local workforce needs. In process			NA					As noted.
Comm Ed	Other	Develop a new incumbent worker not for credit training. In process			NA					As noted.
Payroll	Other	Implement the requirements of the Affordable Care Act. In process			NA					As noted.
DSPS	ADA	Purchase new Assistive software licenses (will be out of compliance in March 2015; title V, Sec. 508), electric adjustable height tables, Access to assistive software in labs (ADA Compliance)	48,000	Yes/unknown	Yes	In progress				In progress
CDC	Optiman	Ongoing support from General Fund	90,000	90,000	NA	Completed				Completed
DSPS	ADA	New DSPS Van	50,000	Yes	ADA	In progress				In progress
Counsel/Advising	Optimal FTES	Outreach materials (SSSP funding?)	1,000		NA	Dir Counseling				As noted.
Library	Student	Increase student computer workstations; suggesting laptops; 30 ea	22,500		NA	In progress				In progress
CDC	Maintenance	Clean/pressure wash building and playground concrete and walkways	905	905	NA	In progress				In progress
DSPS	Prof Dev	Professional development funds	5,000		NA	Prof. Dev.				In queue with other priorities under professional development.
Library	Other	Remove periodicals shelving/repurpose with new study carrels		Costs by another dept.	NA	In progress				In progress
CDC	Other	Clean interior/exterior high windows; licensing requires things be clean	330	330	NA	Maintenance				Not funded. Refer to Dean. Please open a help ticket if not already done.
Upward Bound	Other	Faculty mentors for grads of UB who are attending CR to meet UB objective	5,000	5,000	NA	BPC				Not funded.
Upward Bound	Other	Materials and food money for faculty mentoring program	1,000	1,000	NA	BPC				Not funded.
DSPS	Other	40" flat panel tv/DSPS waiting room/for information and announcements	600		NA	In progress				Not funded.
Res Life	ADA	ADA compliance repairs: walkways around res halls	N/A		Yes	In Progress				Work completed and in process.
Res Life	Life Safety	Replace roof & rain gutters-Mendo Hall	150,000		Yes	In Progress				In Progress
Res Life	Life Safety	Replace security video cameras and video camera recording equipment	N/A		Yes	Utility Infrastructure				Include in Utility infrastructure project as appropriate.
Athletics	Compliance-Title IX	Reinstate Men's soccer, implement Womens sport for Title IX compliance	70,000	Yes	NA	Completed				Completed
Res Life	Life Safety	Upper deck Mendo Hall; railings & stairways need replacing; deck resurfaced and sealed	260,000		Yes	Completed				Completed
Res Life	Life Safety	Replace carpet in Mendo & Del Norte Halls	80,000		Yes	Completed				Completed
Res Life	Life Safety	Replace exterior lighting around res halls	30,000		Yes	Utility Infrastructure				Include in Utility infrastructure project as appropriate.
Res Life	Life Safety	Replace lighting in Mendo Lounge	Labor only		Yes	Submit ticket				Not funded. Please open ticket.
CDC	Other	Kitchen Hood Cleaning		475	NA	APHOC Dean				Refer to Dean.
Athletics	Other	Ice Machine, Trainer's Room			NA	Completed				Completed
CDC	Life Safety	Renovation Grant Items (207) Replacement Kitchen Floor	11,600		Yes	Completed				Completed

Exhibit D: Report of BPC Resource Requests (New report this year)

Area	Package	Request	One-time \$	Recurring \$	Life Safety ADA	Referral	FPC Ranking	TPC Ranking	BPC FINAL Ranking	One-time Funding Allocations July 2015
Enrollment Services	Other	New Shredder	385		NA	Enrollment Services				Fund with dept operating bgt
Library	ADA	Update DSPS scanners; they will not be compatible with new software updates; will be out of compliance in March, 2015	300		Yes	TPC/FPC Student Tech				Fund with dept operating bgt
Enrollment Services	Other	Adjust Advising funding	44,097	44,097	NA	Completed				Completed
Library	Other	Convert incandescent table lamps to CFL Lamps w/charging docks; strip LED lighting to underside of study carrel shelves		Costs by another dept.	NA	In Progress				In Progress
Library	Other	Replace zigzag and kiosk computer stations...use existing furniture			NA	Deferred to next PR cycle				As noted.
Res Life	Reduce Costs	Repair, remove or seal fireplaces	200		NA	Maintainence funds				As noted.
CDC	Other	Wi-Fi Access through all CDC	2,000		NA	Completed				Completed
Library	Life Safety	Repair/replace security gate and patron counter	24,000		Yes	Completed				Completed
	Other				NA					
DT	Other	Replace network switches for AT107, to prevent cancelling casses due to malfunctioning network and confirm to CISCO platform	4,000		NA	IELM				In queue with other priorities under computer replacement cycle.
Fine Arts	Other	SMART projector and custom whiteboard in for CA 107 (Epson BrightLink)	1,900 plus 300		NA	IELM				In queue with other priorities under computer replacement cycle.
MT	Other	Program Cost:Professional development related to ATMAE accreditation and program improvement (CTEA funds for full amount)	2,500	\$2500	NA	CTEA				In queue with other priorities under professional development.
HPEK	Other	8 Dynamax Echo Slam Medicine Balls	400		NA	IELM				Not funded. Refer to Dean.
HPEK	Other	6 TRX Suspension Training Equipment	800		NA	IELM				Not funded. Refer to Dean.
HPEK	Other	4 Olympic Weight Bars	800	No	NA	IELM				Not funded. Refer to Dean.
HPEK	Other	16 Stretch Bands	500		NA	IELM				Not funded. Refer to Dean.
HPEK	Other	8 Kettlebells	500		NA	IELM				Not funded. Refer to Dean.
HPEK	Other	3 Speed Ladders	200		NA	IELM				Not funded. Refer to Dean.
HPEK	Other	4 Rogue P-R Pull Up System Bars	600		NA	IELM				Not funded. Refer to Dean.
HPEK	Life Safety	24 Traffic Cones	250		NA	IELM				Not funded. Refer to Dean.
MATH	Other	Purchase MATLAB software 3 year upgrade	5,380	N	NA	MSBSS Dean				Not funded. Refer to Dean.

Exhibit D: Report of BPC Resource Requests (New report this year)

Area	Package	Request	One-time \$	Recurring \$	Life Safety ADA	Referral	FPC Ranking	TPC Ranking	BPC FINAL Ranking	One-time Funding Allocations July 2015
DT	Reduce Costs	Repeat request: improve heating and ventilation in the CAD lab (AT105 and AT107)	?		NA	Utility Infrastructure				Include in Utility infrastructure project as appropriate.
Fine Arts	Other	WiFi for Creative Arts (Promised since Fall 2013 and was in last year's Instructional Program Review). CA 105 and CA 109 still have no WiFi access.	1,248		NA	Completed				Completed
ADDCT Studies	Other	Expert Speaker for workshop presentation for all CR students and faculty and Humboldt county	5,000	5,000	NA	Prof. Develop.				In queue with other priorities under professional development.
Fine Arts	Other	Table arm chairs for CA 109 (told to put on Program Review by Garry Patrick)	?		NA	In progress				In progress
HUM/ COM	Other	Additional Whiteboards added to other lecture rooms in the Humanities Building. (3 lecture rooms)			NA	In progress				In progress
DT	Other	Replace 20 chairs for AT107	3,000	-	NA	IELM/FPC				Not funded. Refer to Dean.
Fine Arts	Other	Removal/repurposing of the Ceramics Lab in Del Norte	50,000		NA	In progress				In progress
HUM/COM	Other	Additional Whiteboards installed in HU 213 and HU 215 (approved last years Program Review and not completed)			NA	IELM				Funded - already installed.
FWW	Optimal FTES	Advertising in local, state and national publications.	700	\$700	NA	CTE Dean				Not funded. Refer to Dean.
FWW	Other	Acquire and locate a metal container for storage of timber, thus freeing up space within the FW building for a finishing room.	4,500	-	NA	Hold				Not funded. Refer to Dean.
FWW	Optimal FTES	Printing and mailing of postcards and brochures related to the Mid Winter Show, the Spring Show, the Open House, and the intended SF show.	750	\$75 0	NA	CTE Dean				Not funded. Refer to Dean.
RN	Optimal FTES	Science and Health Night	10,000	10,000	NA	Hold				Not funded. Refer to Dean.
English	Other	Continued support for professional development in area of acceleration	?		NA	Prof. Develop.				In queue with other priorities under professional development.
English	Other	Restore budget for visiting writers series to bring three professional writers a year to campus to augment the BOTY program	3,000	3,000	NA	VPI				Not funded. Refer to VPI
BSS	ADA	Increase ADA accessibility and safety (equipment & furniture) and multimedia capabilities for SMART classrooms as well as address safety in CA 109 & 113 classrooms.	7,300	Unknown	NA	In progress				In progress
BIO/ ENV. SCIENCE	ADA/OSHA	Del Norte Campus Science Wing Modernization ADA and OSHA safety regulations remodel to address ventilation, emergency shower, Smart Board technology and cadaver storage which meets requirements.	500,000		NA	In progress				In progress
AJ	Other	Ceiling mounted projector for AJ 101	500	N	NA	IELM				Fund with Tech Infrastructure Upgrades bgt. Please open a ticket.
AJ	Other	Ceiling mounted projector for AJ 108	700	N	NA	IELM				Fund with Tech Infrastructure Upgrades bgt. Please open a ticket.
CIS	Certification-Licensing	CISCO Networking Academy Annual Fee (required to be CISCO certified)	550	550	NA	CTE Dean				Not funded. Refer to Dean.

Exhibit D: Report of BPC Resource Requests (New report this year)

Area	Package	Request	One-time \$	Recurring \$	Life Safety ADA	Referral	FPC Ranking	TPC Ranking	BPC FINAL Ranking	One-time Funding Allocations July 2015
CT	Other	Purchase building lot for house #41	65,000 to 70,000		NA	In progress				In progress
PHYS SCIENCE	Other	Fossil and rock samples for Geology. This is an operational request for Eureka campus labs.	600		NA	MSBSS Dean				Not funded. Refer to Dean.
CT	Accreditation-Certification	NABCEP annual solar fee (national certification fee required)	600	600	NA	CTE Dean				Not funded. Refer to Dean.
MT	Accreditation-Certification	Purchase Mastercam software annually (required)	2,400	2,400	NA	CTE Dean				Not funded. Refer to Dean.
Paramedic	Other	Provide regular service and inspections of the ambulance vehicle to assure that it remains useful as a training aid and a method for transporting simulation equipment.		1,000	NA	APHOC Dean				Not funded. Refer to Dean.
PHYS SCIENCE	Other	12 pH meters, \$100 each	1,200		NA	MSBSS Dean				Not funded. Refer to Dean.
AJ	Other	Replace projector AJ 109	1,000	N	NA	IELM				Fund with Tech Infrastructure Upgrades bgt. Please open a ticket.
BSS	Other	Provide 2 PC computers in CA 113 computers to improve GE outcome of effective communication in Psychology courses taught in Creative Arts building.	2,300		NA	IELM				We have refurb computers in inventory. Please open a ticket.
AT	Certification-Licensing	Annual Software license fees for certification	2,200	2,200	NA	CTE Dean				Not funded. Refer to Dean.
ECE	Other	Art and Paper supplies for ECE classrooms; \$225 for Eureka, \$75 for DN	300		NA	APHOC Dean				Not funded. Refer to Dean.
PHYS SCIENCE	Other	Elasticity lab materials	200		NA	MSBSS Dean				Not funded. Refer to Dean.
PHYS SCIENCE	Other	Batteries (Physics)	100		NA	MSBSS Dean				Not funded. Refer to Dean.
BSS	Other	Provide functional and up to date materials for courses required in ADT-Anthropology including casts and skeletal materials for ANTH 1, ANTH 1b, and ANTH 6 to use; annual budget to replace consumable/ limited-time use and broken items (tarps, plastic bags, trowels, flagging tape, dustpans, measuring tapes, metric graph paper, etc.; purchase of graduated soil sieves for ANTH 2 lab	3,500	500	NA	MSBSS Dean				Not funded. Refer to Dean.
PHYS SCIENCE	Other	Assorted resistors, capacitors and inductors for Physics 4B	150		NA	MSBSS Dean				Not funded. Refer to Dean.
PHYS SCIENCE	Other	Slotted wire rack Physics	100		NA	MSBSS Dean				Not funded. Refer to Dean.
PHYS SCIENCE	Other	Rotational Inertia Samples	900		NA	MSBSS Dean				Not funded. Refer to Dean.
ADDCT Studies	Other	Instructional materials, e.g. DVDs	2,000	2,000	NA	IELM				Not funded.
FNR	Compliance-Certification	ESRI site license required	2,000	2,000	NA	CTE Dean				Not funded. Refer to Dean.
Paramedic	Other	Provide an ongoing budget for replacement of training equipment parts and disposable medical supplies.		490	NA	CTE Dean				Not funded. Refer to Dean.

Exhibit D: Report of BPC Resource Requests (New report this year)

Area	Package	Request	One-time \$	Recurring \$	Life Safety ADA	Referral	FPC Ranking	TPC Ranking	BPC FINAL Ranking	One-time Funding Allocations July 2015
BSS	Other	Provide functional and up to date classroom materials for courses required in AAT-Psychology including hands on demonstration activities in Psych 1 (skull, eye, and brain models), and Psych 11 (measuring cups, cups, measuring tape, clay, play-dough, rulers, flash lights, disposable table cloths, crayons, poster board)	2,000	500	NA	IELM				Not funded. Refer to Dean.
Fine Arts	Other	Skil Jig Saw (includes tax)	60		NA	HA Dean				Not funded. Refer to Dean.
Fine Arts	Other	8 Brute Commercial Trash Bins and Lids (\$42.20 each with tax)	338		NA	HA Dean				Not funded. Refer to Dean.
FNR	Other	Replace hard hats	500		NA	CTE Dean				Not funded. Refer to Dean.
AT	Other	Classroom technology update	?		NA	IELM				?
AT	Other	Vehicle replacement/fix/repair fund	2,000	2,000	NA	IELM				Not funded. Refer to Dean.
ECE	Other	WiFi access throughout the CDC	2,000		NA	Completed				As noted.
Fine Arts	Other	Milwaukee 18V Lithium Ion Drill and 18V Impact Driver (includes tax)	239		NA	HA Dean				Not funded. Refer to Dean.
Fine Arts	Other	Makita Belt Sander (includes tax)	249		NA	HA Dean				Not funded. Refer to Dean.
Paramedic	Other	Apply vinyl lettering to ambulance identifying it as a training asset of the HO department.	2,000	N/A	NA	Completed				Completed
AT	Other	Vehicle replacement fund	10,000	10,000	NA	TPC/BPC				Not funded.
MT	Other	Purchase 3 engine lathes (14 x 40) recommended from site visit, part of national certification	60,000	-	NA	IELM/TPC				\$45K funded for this and other MT requests.
DT	Other	Studica - Auto Desk	1,500	1,500	NA	IELM				Not funded. Refer to Dean.
Fine Arts	Other	Pep 196.91 12" Guillotine Shear (Metals)	1,200		NA	IELM				Not funded. Refer to Dean.
MT	Other	Purchase 1 manual vertical milling machine (recommended from site visit; part of national certification)	15,000	-	NA	IELM/TPC				\$45K funded with one-time mandate reimbursements for this and other MT requests.
RHM	Other	National certification DVD's and texts plus textbook auxiliary materials that are not included in instructor materials and would be used to supplement instruction.	500	none	NA	CTE Dean				Not funded. Refer to Dean.
Fine Arts	Other	Computer for the Art Gallery (Ticket #5492 submitted 4/14/14 @ 10:08am). Repurposing Instructor computer.	No cost		NA	Completed				Completed
MATH	Other	Provide tutoring support for Math lab and Math Jam accelerated courses for math placement in 2014-15 districtwide.	10,000	N	NA	BPC				Not funded. Refer to Dean.
MT	Other	Purchase CNC Turning Center (CTE One-Time enhancement funds for full cost)	45,000		NA	TPC/BPC				\$45K funded with one-time mandate reimbursements for this and other MT requests.
Fine Arts	Other	Model QT6 Single 6lb capacity barrel tumbler (Metals)	200		NA	APHOC Dean				Not funded. Refer to Dean.
DT	Other	Ongoing operational cost for software maintenance, toner, ink, paper, incidental instructional supplies	2,500	2,500	NA	CTE Dean				Not funded. Refer to Dean.

Exhibit D: Report of BPC Resource Requests (New report this year)

Area	Package	Request	One-time \$	Recurring \$	Life Safety ADA	Referral	FPC Ranking	TPC Ranking	BPC FINAL Ranking	One-time Funding Allocations July 2015
MT	Other	Purchase CNC Vertical Machining Center (VMC)	60,000		NA	TPC/BPC				\$45K funded with one-time mandate reimbursements for this and other MT requests.
BSS	Other	Purchase posters and art that provide images of African American role models to be displayed in common areas of Eureka and Del Norte campus buildings.	3,000		NA	VPI				Not funded. Refer to Dean.
FWW	Other	Rental of Town Hall Fort Bragg, and ABC license for show opening. Mid-winter Show 2015.	750	750	NA	CTE Dean				Not funded. Refer to Dean.
English	Other	8 chairs (\$130 each w/tax & ship)	1,040		NA	IELM				Not funded. Refer to Dean.
Fine Arts	Other	Hand-held scanner – Makerbot Digitizer with one year Makerbot support	950		NA	IELM				Not funded. Refer to Dean.
HUM/COM	Other	CDs and videos in Spanish and French	200		NA	HA Dean				Not funded. Refer to Dean.
RHM	Other	Secure consistent use of a culinary kitchen for the RHM-10 course		\$20 per hour rental fee for approximately 120 hours of instruction.	NA	Cabinet				Not funded. Refer to Cabinet.
Fine Arts	Other	3D printer- Makerbot Replicator 5th generation with one year MakerBot Support.	3,750		NA	IELM				Not funded. Refer to Dean.
Fine Arts	Other	Projector Screen for CA 126 and a stabilizer for the ceiling projector mount in CA 126.			NA	In progress				Funded - already installed.
LVN	Other	Program faculty are limited to 2 full-time persons and a number of associate faculty whose TLU allocations are maxed out per CRFO contract and whose expertise is not in curriculum development. <i>The full-time faculty are requesting release time of 9 TLU's each for this project, with the understanding that additional associate faculty will be needed to fill the gap.</i> The expected amount of time a revision of this magnitude is estimated to take is 160 hours for each full-time faculty member for a total of 320 hours.	13,000		NA	Cabinet				Not funded. Refer to Cabinet.
BSS	Other	Purchase furniture for hallways and common areas of Science and Humanities buildings to provide a place for students to meet and study.	45,000		NA	In progress				Possibly funded at smaller amount with Tech Fee for computer chairs.
Fine Arts	Other	4 light trees, for drawing	400		NA	HA Dean				Not funded. Refer to Dean.