

Accessing Online Courses through Canvas

Online courses are accessed through Canvas. Canvas is accessed through the CR webpage: www.redwoods.edu



From CR's webpage, **click on the Canvas** link in the upper left hand corner.

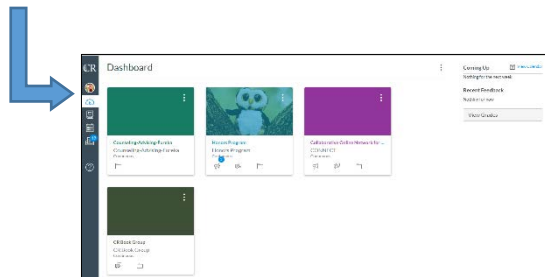


Your Canvas User ID is: lowercase 1st letter of 1st name, full last name, & last 3 digits of your CR ID

Example: Jane Doe 0346789 would be User ID: jdoe789

Your password is: 8 digit birthday (MMDDYYYY)


Passwords can be changed after logging in



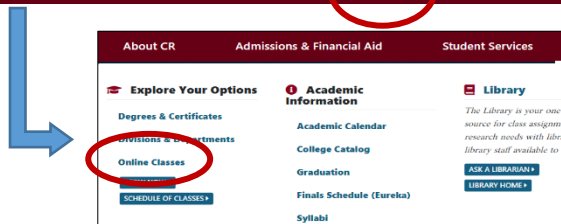
Students are able to view their classes on their **dashboard**, and can **click on the course** to see its contents, assignments, discussions, etc.

However, classes are not visible until the instructor publishes them. This may not happen until the first day of class.

There is also a page for students dedicated to online learning resources:



From CR's webpage, **click on the Academics** tab



Next, click on the **Online Classes** link



This will lead to a page where students can access several resources for being a successful online learner, from login help to online tutoring.

Make sure to check out the **Class Orientation** letters if you are wanting to learn about the instructor's expectations for different courses offered online.