


Financial Aid and Admissions Appointment Login Methods



Preferred Login Method – Canvas Login

For currently enrolled students, please use your canvas login.

Don't know your Canvas Login information? Please go here:

<https://webapps.redwoods.edu/tutorial/#accountbasics>

Password reset help: 707-476-4160

Secondary Method – Student Email Login

For current students who are not enrolled in classes yet, please use your school provided student email to login with

Don't know your student email login information? Please go here:

<https://webapps.redwoods.edu/tutorial/#accountbasics>

If you cannot access your student email, please call: 707-476-4160

For Perspective Students Only – Guest

⚠WARNING: those who use this method, cannot meet with an academic advisor. You must be a current student and use the preferred or secondary login method.

A perspective student is a student who has not submitted a CR admissions application and therefore does not have a student email or canvas login yet. Our ability to assist will be limited.

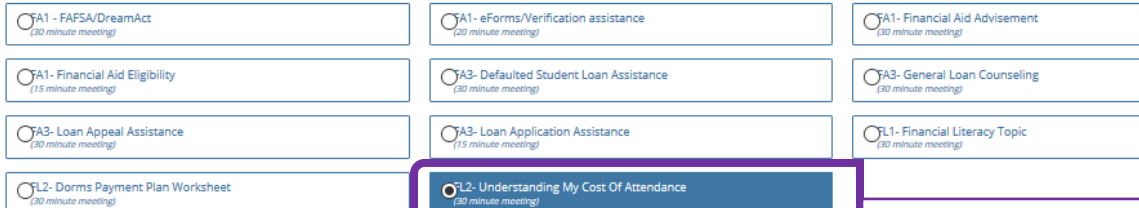
Financial Aid and Admissions Appointment Login Methods

Appointment Booking Screen

SELECT A MEETING DATE



SELECT A REASON FOR MEETING



1. Select a Date, you may be able to book many weeks in advance depending on the settings for the individual advisor or department.

2. Select the reason for your appointment.

30 minutes are required for this meeting

SELECT A MEETING LOCATION



3. Select the type of meeting.

SELECT A MEETING DATE



4. Confirm the meeting date, or select a different date available for that type of meeting and reason.

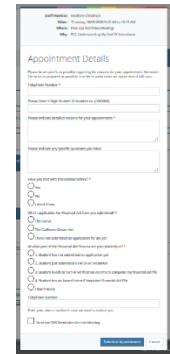
RECOMMENDED TIME SLOTS

Thursday, 10/01/2020



5. Select the desired time, more options may be available under "show more..."

Show More...



6. You may need to submit an intake form to complete your appointment booking depending on the dept. or advisor.