



Introduction

This report summarizes the results of the annual CR Graduate Survey, which was administered online to students who applied for graduation during the 2015-2016 academic year. Summarized herein are responses from 44 students, which represent 5% of those who received an associate degree and 4% of those who received a certificate.

Key Findings

- Expected graduates reported high levels of satisfaction with their overall educational experience, quality of academic programs, and quality of instruction. Overall education experience received the highest levels of satisfaction.
- Just over one-third of students who took the survey planned to transfer to Humboldt State University.
- Respondents cited affordability, location, and quality of faculty & instruction as their top three reasons for choosing College of the Redwoods.
- 77% of the expected graduates reported using a student educational plan (SEP).

Open-Ended Responses

Survey participants were asked to provide general comments – five of the eight who did so expressed gratitude to CR and its instructors. The other three respondents expressed concern in the following areas:

- The cafeteria should provide healthier options and should be better staffed and stocked.
- CR should provide more dance and theater programs.
- Instructors should take better advantage of smart board capabilities.

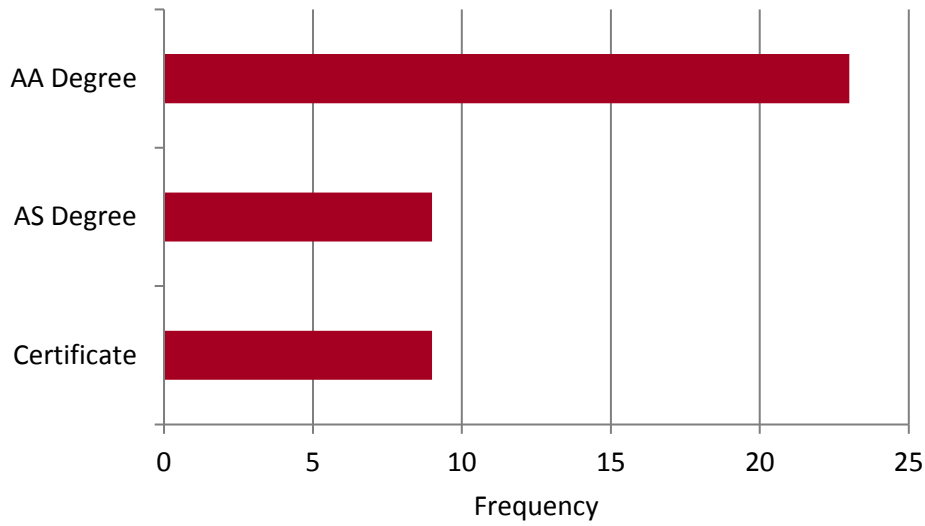
Respondents were also asked for any suggestions about how CR can better serve students. Of the nineteen responses to this question, suggestions for improvement included the following reoccurring themes:

- Additional course and academic program options (e.g. Nursing, Administration of Justice, Criminal Justice).
- Additional services for low-income students (e.g. food access, transportation, financial aid).
- More precise academic advising.



Degree/Certificate Recipient Type

The majority of respondents were anticipating an associate degree. Associate of Arts degrees remain the most frequent, followed by Associate of Science degrees which were equal in frequency to certificates. Five respondents anticipated earning more than one award.



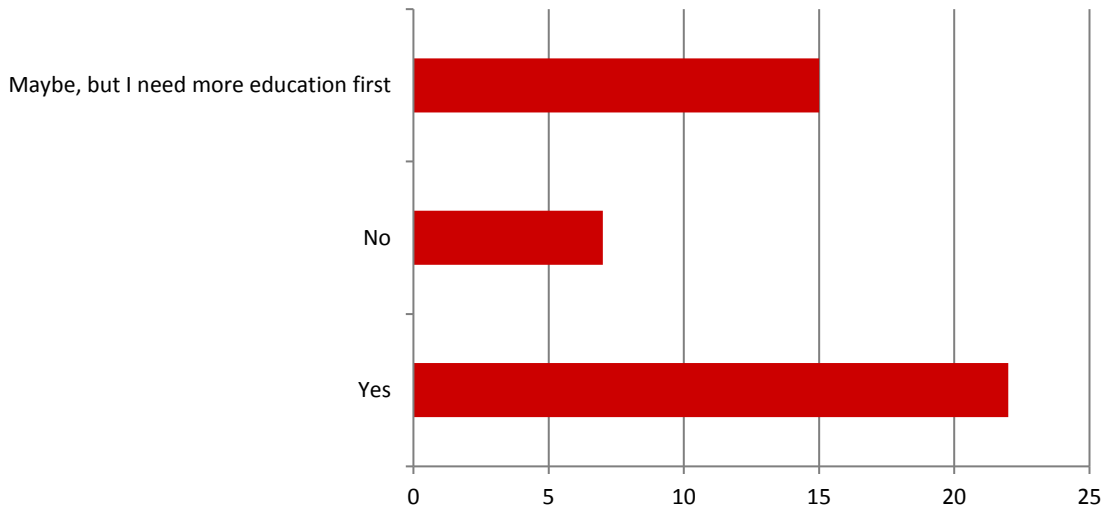
The Appendix at the end of the report lists the specific degrees and certificates respondents expected to earn. Behavioral & Social Science in the Liberal Arts, and Early Childhood Education in Career & Technical Education were the most represented in their respective divisions. One respondent anticipated graduation from the Health Occupations division by completion of the Registered Nursing program.



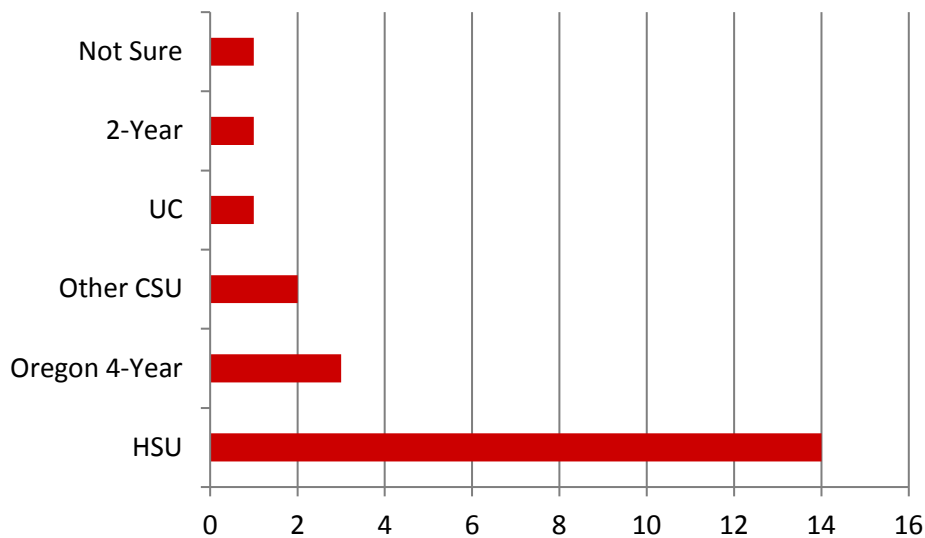
Transfers

Fifty percent of the 44 respondents intended to transfer after graduation. Just over one-third indicated that they were considering transfer but need more education first.

Do you plan to transfer to another education institution?



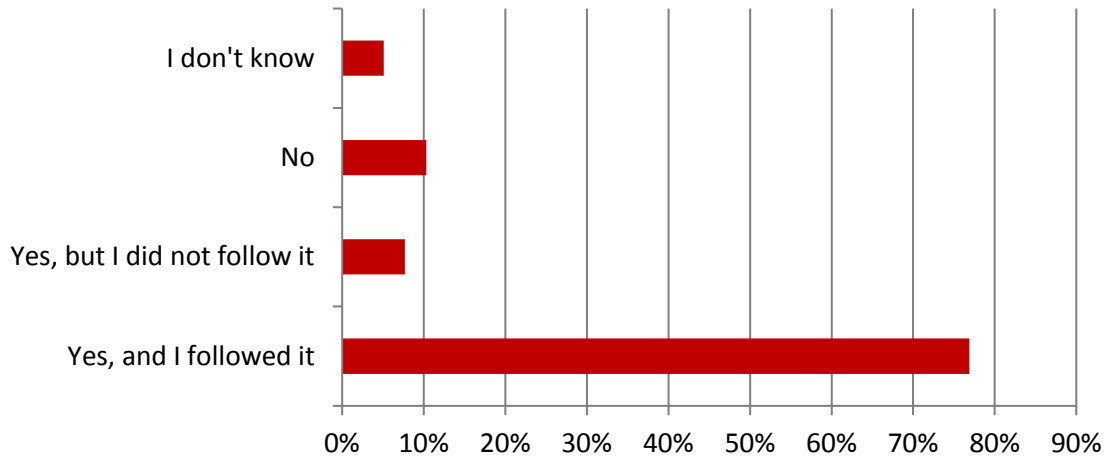
Of the twenty-two respondents who intended to transfer, fourteen (64%) planned to attend classes at HSU, two at other CSUs, one at a University of California, and three at Oregon State Universities. One student is moving on to another California Community College, and one was unsure of where to transfer.



Student Educational Plan (SEP)

An overwhelming majority of respondents reported that they had, and followed, an SEP.

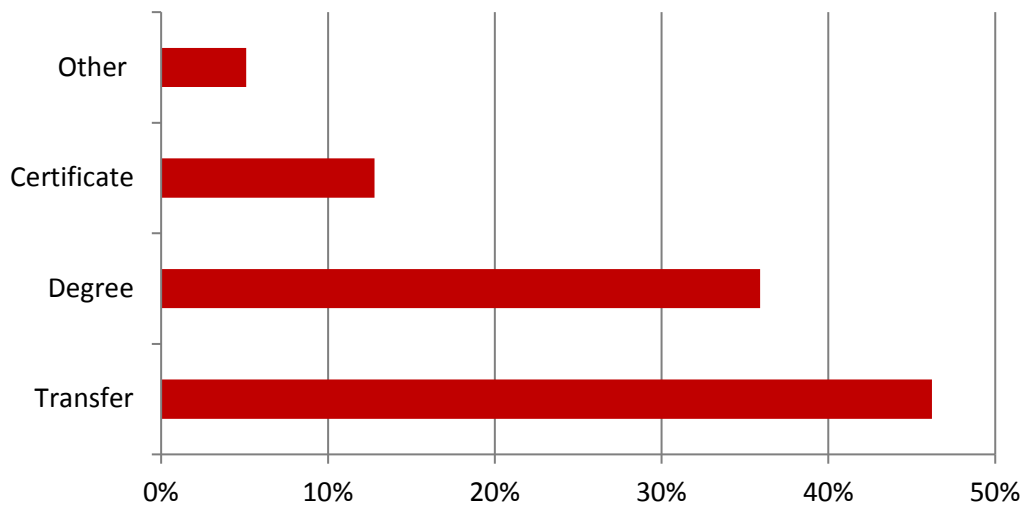
Did you have a Student Education Plan (SEP)?



Educational Objective

The most frequently identified educational objective among respondents was to transfer, followed by earning a degree, and lastly to earn a certificate. All 39 students who responded to this question reported they were successful at completing their educational objective.

What was your main educational objective at CR?





Skill Development

Respondents generally agreed that CR prepared them for a wide range of skills, with critical thinking and problem solving skills being the most agreed upon.

To what extent do you agree CR prepared you in the following skill areas?

Skill area	Strongly agree (5)	Somewhat agree (4)	Neutral (3)	Somewhat disagree (2)	Strongly disagree (1)	Rating Average*
Skills specifically related to your degree or certificate	56%	36%	8%	0%	0%	4.49
Reading	39%	34%	18%	5%	3%	4.03
Written communication	62%	32%	3%	0%	3%	4.51
Verbal communication	56%	38%	3%	0%	3%	4.46
Research & evaluating data	56%	36%	5%	3%	0%	4.46
Critical thinking & problem solving	62%	36%	3%	0%	0%	4.59
Scientific reasoning	26%	50%	21%	0%	3%	3.97
Math	53%	29%	16%	3%	0%	4.32
Computing & technology	18%	37%	39%	5%	0%	3.68
Professionalism (punctuality, time management, etc.)	49%	32%	16%	0%	3%	4.24
Being safety minded in the workplace	46%	23%	23%	5%	3%	4.05
Ethical decision making	51%	31%	15%	0%	3%	4.28
Awareness of a diverse global community	49%	31%	10%	8%	3%	4.15

*Rating Averages were computed using the following response coding: Strongly agree=5, Somewhat agree=4, Neutral=3, Somewhat disagree=2, Strongly disagree=1.

Choosing CR

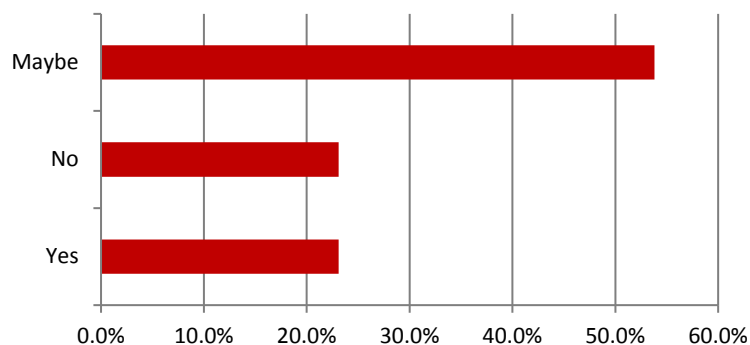
Students cited affordability and location as the most important factors that influenced their decision to attend CR.

How important was each of the following in terms of your reason for choosing CR?

Reason	Very important (5)	Somewhat important (4)	Neutral (3)	Somewhat unimportant (2)	Not important (1)	Rating Average*
Location: CR has a good/convenient location	67%	26%	5%	3%	0%	4.56
Low cost: CR is affordable	82%	18%	0%	0%	0%	4.82
Availability of major: CR offers the educational programs I needed/wanted	51%	33%	13%	0%	3%	4.31
Reputation: CR has a good reputation	31%	38%	26%	5%	0%	3.95
Quality: CR has good faculty and instruction	59%	28%	13%	0%	0%	4.46

*Rating Averages were computed using the following response coding: Very important=5, Somewhat important=4, Neutral=3, Somewhat unimportant=2, Not important=1.

About 54% of respondents indicated they might be interested in attending CR again in the future.

Are you interested in attending CR again in the future?


Overall Experience

Respondents in general strongly agreed that their overall experience at CR was excellent, and responses related to their overall experience were overwhelmingly positive.

To what extent do you agree with the following statements about CR?

Statement	Strongly agree (5)	Somewhat agree (4)	Neutral (3)	Somewhat disagree (2)	Strongly disagree (1)	Rating Average*
The quality of academic programs is excellent.	49%	38%	13%	0%	0%	4.36
The quality of student services is excellent.	49%	33%	13%	5%	0%	4.26
Being a student at CR increased my awareness of diverse student groups.	28%	26%	36%	8%	3%	3.69
The quality of instruction is excellent.	51%	33%	13%	3%	0%	4.33
My overall educational experience was excellent.	62%	26%	10%	3%	0%	4.46
I anticipate obtaining (or have already) obtained a better job because of my education at CR.	41%	28%	23%	5%	3%	4.00
Campus activities and services made me more aware of diverse perspectives.	21%	21%	55%	3%	0%	3.61
CR helped me reach my transfer goals.	55%	18%	18%	3%	5%	4.16

*Rating Averages were computed using the following response coding: Strongly agree=5, Somewhat agree=4, Neutral=3, Somewhat disagree=2, Strongly disagree=1.



Appendix: Area of Study at CR

Career and Technical Education

Program Name	1st Degree/Certificate	2nd Degree/Certificate
ECE - Early Childhood Education	7	
AJ - Basic Law Enforcement Academy	2	
BUS - Business, General	2	
FNR - Forestry & Natural Resources Technology	2	
ADCT - Addiction Studies	1	
AG - Agriculture Production	1	
BUS - Payroll Clerk	1	
CT - Cabinetmaking & Millwork	1	
FNR - Geomatics		1

Health Occupations

Program Name	1st Degree/Certificate
NURS - Registered Nursing	1

Liberal Arts Degrees

Program Name	1st Degree/Certificate	2nd Degree/Certificate
Liberal Arts - Behavioral & Social Sciences	13	1
Liberal Arts - Humanities, Language & Communication	4	
Liberal Arts - Science	1	
Liberal Arts - Science Exploration	1	1
Liberal Arts - Fine Arts		1

Transfer Degrees

Program Name	1st Degree/Certificate	2nd Degree/Certificate
Transfer - Psychology	1	
Transfer - Studio Arts	1	
Transfer - Physics	1	
Transfer - Mathematics		1