

Course Syllabus



Bus 34 | Introduction to Personal Finance:

Spring 2025 V7644

Instructor's name: Kristen Luke

Course units: 3

Instructor Contact Information

Online course

Office hours: By appointment online

Email address: Kristen-Luke@redwoods.edu

Catalog Description

An introduction to the basics of personal financial literacy in diverse cultural settings. Topics will include managing income, expenses, credit and insurance. In the area of investments, topics will include financial markets and assets, basic asset valuation and retirement planning.

Course Outcomes


1. Learning financial concepts allows for more insightful evaluation of someone's current financial status and feasible options.
2. Introspection and self-discovery help students understand what choices will best support their individual education. Understanding another's circumstances and values will help what choices support their particular goals.
3. Combining the information from #1 and #2 should yield a feasible personal financial plan that best supports human flourishing.
4. Incorporating self-management strategies will increase the odds that people actually carry out their plans.

Textbook Information:

Please purchase PFIN, by Randall Billingsley, Lawrence Gitman, Michael Joehnk. 7th Edition | Copyright 2020

ISBN-10: 0357699181 | ISBN-13: 9780357699188

ISBN-10: 0357033612 | ISBN-13: 9780357033616

Check out the options as provided by Cengage: <https://www.cengage.com/c/pfin-book-only-7e-billingsley/9780357033616PF/>  (<https://www.cengage.com/c/pfin-book-only-7e-billingsley/9780357033616PF/>)

You only need to purchase the textbook in either hardcopy or an e-version of it. You do not need to purchase any additional resources such as mind tap. The e book student price starts at around \$65.

Evaluation & Grading Policy

Course Assignments: Every Sunday, the week's assignments will be listed in **Announcements** and posted in the Modules section of Canvas. You will complete them by the due date in the week they are assigned. The weekly assignments will typically require you to read textbook chapters, review online power point slides, watch course material videos, participate in discussion forums, and complete chapter quizzes. Several weeks will require a written exam or a project submission.

Canvas Homework Quizzes: (20% of your final grade) These will be multiple choice in their format and contain 15 multiple choice questions. Unless otherwise noted, there will be Canvas quizzes due every Sunday night at 11:45pm BUT, I am allowing you to submit them late until the end of the semester with no penalty. You will be allowed 3 attempts, they are timed (45 minutes) and the questions change with each iteration. The quizzes will remain open to view and study from for the final but please do not submit them after their due date. I will drop your lowest two quiz scores as extra credit assistance.

Homework discussion forums (20% of your final grade): Each week, I will post questions to the discussion forum. Students will respond to the questions and based on the answer, I will provide a grade for the response. A rubric is attached to the discussion forum assignments. There will be several questions each week. You need to provide a unique response to each question. Questions are meant for you to think and ponder various aspects of the course discussed in the text for that week. You may need to do an internet search to find unique answers or because the question requires a little research as occasionally additional information may be required. I will drop your lowest discussion forum week score (1 week of discussion forum). I urge you to look at the discussion forum questions early in the week to avoid it being challenging to find a unique response, one that is different than another student's response or perspective. I also will provide extra credit to students that work to assist other students by providing meaningful feedback.

Personal finance project (30% of your final grade): The personal finance project will challenge you to assess your own personal financial situation and goals. There are several submission stages to this project so, please be able to submit each part of the project in a timely fashion.

Midterm and Final Exam: (15% each of your final grade= 30%) You will need to take two open-book, open notes, multiple choice exams within the Canvas system (it will appear the same as your weekly quizzes). The first exam will be a midterm and it will cover all material covered until that point in the course. The second exam will cover the second half of the course. I will drop your low scoring exam.

Grading policy



Grading Criteria: "A=93% and above, A-=90-92%, B+=88-89%, B=83-87, B-=80-82%, C+=78-79%, C=70-77%, D=69-60%, F=59% and below

I do not accept late work- no exceptions without prior excuse that is documented.

Educational Accessibility & Support

College of the Redwoods is committed to providing reasonable accommodations for qualified students who could benefit from additional educational support and services. You may qualify if you have a physical, mental, sensory, or intellectual condition which causes you to struggle academically, including but not limited to:

- Mental health conditions such as depression, anxiety, PTSD, or bipolar disorder
- Common ailments such as arthritis, asthma, diabetes, autoimmune disorders, and diseases
- Temporary impairments such as a broken bone, recovery from significant surgery, or a pregnancy-related disability
- Neurodevelopmental disorders such as a learning disability, intellectual disability, autism, acquired brain injury, or ADHD
- Vision, hearing, or mobility conditions

Available services include extended test time, quiet testing environments, academic assistance and tutoring through the [LIGHT Center](https://www.redwoods.edu/services/sass/light.php)  (<https://www.redwoods.edu/services/sass/light.php>), counseling and advising, alternate formats of course materials (e.g., audio books, braille, E-texts), assistive technology, learning disability assessments, approval for personal attendants, interpreters, priority registration, on-campus transportation, adaptive physical education and living skills courses, and more. If you believe you might benefit from disability- or health-related services and accommodations, please contact [Student Accessibility Support Services \(SASS\)](https://www.redwoods.edu/services/sass/index.php)  (<https://www.redwoods.edu/services/sass/index.php>). If you are unsure whether you qualify, please contact Student Accessibility Support Services (SASS) for a consultation: sass@redwoods.edu (<mailto:sass@redwoods.edu>).

SASS office locations and phone numbers

Eureka campus

- Phone: 707-476-4280
- Location: Student Services building, first floor SS113

Del Norte campus

- Phone: 707-465-2353

- Location: main building, near the Library

Klamath-Trinity campus

- Phone: 707-476-4280

Student Support Services

Good information and clear communication about your needs will help you be successful. Please let your instructor know about any specific challenges or technology limitations that might affect your participation in class. College of the Redwoods wants every student to be successful.

The following online resources are available to support your success as a student:

[CR Online Learning Support](https://www.redwoods.edu/online)  (<https://www.redwoods.edu/online>)

Tech support, laptop loans, guides to using Canvas, installing Office 365 for free, and more.

[Library Articles & Databases](https://redwoods.libguides.com/az/databases)  (<https://redwoods.libguides.com/az/databases>)

Find the best library databases for your research.

[Online Tutoring Resources](https://nam12.safelinks.protection.outlook.com/?url=https://redwoods.libguides.com/Tutoring/Online&data=05%257C01%257CAmber-Atkins@Redwoods.edu%257Cbcfe068f8aca4941dde408daee9eaea9%257C8c90edff0a7243a795683eb28b3c8f)  (<https://nam12.safelinks.protection.outlook.com/?url=https://redwoods.libguides.com/Tutoring/Online&data=05%257C01%257CAmber-Atkins@Redwoods.edu%257Cbcfe068f8aca4941dde408daee9eaea9%257C8c90edff0a7243a795683eb28b3c8f>)

Participate in tutoring over Zoom.

To learn more about the resources available to you, click on a title bar below, or click the down arrow to expand them all.

Klamath-Trinity students can contact the CR Klamath-Trinity Office for specific information about student support services at 530-625-4821.

Community College Student Health and Wellness

National Suicide Prevention Lifeline

If you are in distress or are with someone at risk right now, call or text the National Suicide Prevention Lifeline.


Call the National Suicide Prevention Lifeline

1-800-273-TALK (8255)

Text the National Suicide Prevention Lifeline

741-741


Timely Care

When you're not feeling well physically or distressed mentally, Timely Care can offer the help you're looking for in just a few quick taps. Students can schedule an appointment anytime via phone, video, and chat. [Log in or set up an account with Timely Care](https://app.timelycare.com/auth/login)  [. \(https://app.timelycare.com/auth/login\)](https://app.timelycare.com/auth/login).


Mental Health Counseling Students should text, email, or fax Shawna Bell directly for scheduling and/or services.

- Text: 707-496-2856
- Email: shawnabmft@gmail.com
- Fax and voicemail: 707-237-2318

Wellness Central

Resources, tools, and trainings regarding health, mental health, wellness, basic needs and more designed for California community college students, faculty and staff are available on the California Community Colleges [Wellness Central](https://cvc.edu/wellness/)  [. \(https://cvc.edu/wellness/\)](https://cvc.edu/wellness/).

Counseling

[Counseling and Advising](https://www.redwoods.edu/services/counseling/index.php)  [. \(https://www.redwoods.edu/services/counseling/index.php\)](https://www.redwoods.edu/services/counseling/index.php) can assist students in need of academic advising and professional counseling services. Call, email or stop by one of our offices to make an appointment!

Counseling and Advising office locations and contact info

Eureka campus

- Phone: 707-476-4150
- Location: Student Services Building, first floor
- Email: counseling@redwood.edu (<mailto:counseling@redwood.edu>)
- Hours: Monday through Friday, 9am to 4pm. Summer hours may vary

Del Norte campus

- Phone: 707-476-2300

- Location: Main Building, next to the library
- Hours: Summer hours may vary

Klamath-Trinity campus

- Phone: 530-625-4821
- Email: KT-staff@redwoods.edu (<mailto:KT-staff@redwoods.edu>)
- Hours: Summer hours may vary

Basic Needs Center

Basic Needs Center [↗](https://www.redwoods.edu/services/bnc/index.php) (<https://www.redwoods.edu/services/bnc/index.php>) provides for the health and safety of students by providing access to healthy food, financial resources, and referrals to safe and secure housing. **Submit a request for services and information** [↗](https://cm.maxient.com/reportingform.php?Redwoods&layout_id=8) (https://cm.maxient.com/reportingform.php?Redwoods&layout_id=8).

Basic Needs Center contact info

- Phone: 707-476-4153
- Email: the-grove@redwoods.edu (<mailto:the-grove@redwoods.edu>)

Learning Resource Center

The Learning Resource Center includes the following resources for students:

Library Services

Introduction - Library Services for Students - LibGuides at College of the Redwoods [↗](https://redwoods.libguides.com/students) (<https://redwoods.libguides.com/students>) promotes information literacy and provides organized information resources.

Multicultural and Equity Center (MCE)

The **Multicultural and Equity Center** [↗](https://www.redwoods.edu/services/mec/index.php) (<https://www.redwoods.edu/services/mec/index.php>) is a dynamic and inclusive place that supports all students in their academic and personal journeys at the college. We do this by creating community, home away from home, and a safe place for cultural expression, cross-cultural learning, access to college and dignity resources, and social justice work opportunities. The MEC is committed to retention and student success by offering activities related to

leadership development, student connectedness and student equity. We are a student-centered program that fosters respect for all people.

Academic Support Center

The **Academic Support Center** [↗](https://www.redwoods.edu/services/asc/index.php) (<https://www.redwoods.edu/services/asc/index.php>) offers tutoring and test proctoring for CR students.

Student Tech Help

Technical **Support** [↗](https://www.redwoods.edu/support.php) (<https://www.redwoods.edu/support.php>) provides students with assistance around a variety of tech problems.

Extended Opportunity Programs and Services (EOPS)

EOPS/CARE [↗](https://www.redwoods.edu/services/eops/index.php) (<https://www.redwoods.edu/services/eops/index.php>) (EOPS) provides services to eligible income disadvantaged students including: textbook awards, grants, career academic and personal counseling, transportation assistance, tutoring, laptop, calculator and textbook loans, priority registration, graduation cap and gown, workshops, and more!

TRiO Student Success Program

The TRiO Student Support Services Program provides eligible students with a variety of services including academic advising, career assessments, assistance with transfer, and peer mentoring.

Students can apply for the program with the **Eureka TRiO office** [↗](https://www.redwoods.edu/trio/eureka) (<https://www.redwoods.edu/trio/eureka>) or the **Del Norte TRiO office** [↗](https://www.redwoods.edu/delnorte/TRiO) (<https://www.redwoods.edu/delnorte/TRiO>).

Veterans Resource Center

The **Veterans Resource Center** [↗](https://www.redwoods.edu/services/vrc.php) (<https://www.redwoods.edu/services/vrc.php>) supports and facilitates academic success for Active Duty Military, Veterans and Dependents attending CR through relational advising, mentorship, transitional assistance, and coordination of military and Veteran-specific resources.

CalWORKS

California Work Opportunity & Responsibility to Kids ([CalWorks](#) )




(<https://www.redwoods.edu/services/calworks/index.php>) provides supportive services to student parents with children under the age of 18, who are receiving cash assistance (TANF benefits), to become self-sufficient. Services include: transportation assistance, basic student supplies, tutoring, priority registration, laptop and calculator loans, career, academic, and personal counseling, and more!

Spring 2025 Dates

Date	To Remember
January 17	Last day to register for classes (day before the first class meeting)
January 18	Classes begin
January 20	Martin Luther King's Birthday (All Campuses Closed)
January 24	Last Day to add a class
January 31	Last Day to Drop & Receive a Refund
February 2	Last Day to Drop w/out a "W"
February 3	Census Date (20% of class)
February 14	Lincoln's Birthday (All Campuses Closed)
February 17	President's Day (All Campuses Closed)
March 6	Last Day to Petition to Graduate & Petition for Certificate
March 17 - 22	Spring Break (No Classes)
March 28	Last Day for Student/Faculty Withdrawal
March 31	Cesar Chavez Day (All Campuses Closed)
May 10 - 16	Final Examinations
May 16	Last Day to File P/NP Option

May 16	Semester Ends
May 23	Grades Due
May 26	Memorial Day (All Campuses Closed)
May 30	Grades Available for Transcript Release

Academic dishonesty

In the academic community, the high value placed on truth implies a corresponding intolerance of scholastic dishonesty. In cases involving academic dishonesty, determination of the grade and of the student's status in the course is left primarily to the discretion of the faculty member. In such cases, where the instructor determines that a student has demonstrated academic dishonesty, the student may receive a failing grade for the assignment and/or exam and may be reported to the Chief Student Services Officer or designee. The Student Code of Conduct ([AP 5500](#) ) (<https://go.boarddocs.com/ca/redwoods/Board.nsf/goto?open&id=C9RVCG801790>) is available on the College of the Redwoods website. Additional information about the rights and responsibilities of students, Board policies, and administrative procedures is located in the [2024-2025 College Catalog](#)  (<https://redwoods.elumenapp.com/catalog/2024-2025/home>) and [CR Board and Administrative Policies](#)  (<https://go.boarddocs.com/ca/redwoods/Board.nsf/Public?open&id=policies>).



AI Use Class Policy

Recent advancements in generative artificial intelligence (AI) have made large language models such as ChatGPT and Google's Bard widely available. Sometimes, using these tools appropriately can help us overcome barriers and allow us to focus on deeper learning. However, overuse of these tools can undermine the development of our critical and creative thinking skills. In addition, AI outputs are often unreliable and frequently subject to bias. For these reasons, it is sometimes appropriate and sometimes inappropriate to use generative AI in the completion of assignments or in discussion posts. For this class, please see the specific assignment instructions for guidance on how and when generative AI tools may be used appropriately as we're working on and learning from a particular assignment. Also, please keep in mind that you are responsible for anything you submit; please carefully review all AI-generated outputs, screening them for accuracy, bias, appropriateness, and fidelity to your perspective.

Generative AI tools, such as ChatGPT and Google's Bard, are likely to be widely used in the workplace moving forward. It's important for you to understand how to use them ethically and effectively. For that

reason, in this class, you will sometimes be invited to use such a tool in the completion of an assignment. In this class, using generative AI tools is not cheating if the outputs are screened by you for accuracy, bias, appropriateness, and fidelity to your perspective.




Disruptive Behavior

Student behavior or speech that disrupts the instructional setting will not be tolerated. Disruptive conduct may include, but is not limited to: unwarranted interruptions; failure to adhere to instructor's directions; vulgar or obscene language; slurs or other forms of intimidation; and physically or verbally abusive behavior. In such cases where the instructor determines that a student has disrupted the educational process, a disruptive student may be temporarily removed from class. In addition, the student may be reported to the Chief Student Services Officer or designee. Additional information about the rights and responsibilities of students, Board policies, and administrative procedures is located in the [2024-2025 College Catalog](https://redwoods.elumenapp.com/catalog/2024-2025/home)  and [CR Board and Administrative Policies](https://go.boarddocs.com/ca/redwoods/Board.nsf/Public?open&id=policies) .


Inclusive Language in the Classroom

College of the Redwoods aspires to create a learning environment in which all people feel comfortable in contributing their perspectives to classroom discussions. It therefore encourages instructors and students to use language that is inclusive and respectful.

Canvas Information

- Log into Canvas at [My CR Portal](https://myapps.microsoft.com/) .
- For help logging in to Canvas and general tech help, visit [Canvas Support Home](https://support.canvaslms.com/s/?c_role=student&c_accountId=001A000000KMmj5IAD) .
- Once you're logged in to Canvas, you click on the Help icon on the left menu
- Canvas online orientation workshop: [Canvas Student Orientation Course](https://redwoods.instructure.com/courses/6781) .

Setting Your Preferred Name and Pronouns in Canvas


Students have the ability to display personal pronouns and an alternate first name in Canvas. Students may change their pronouns on their own in Canvas (Account :: Settings :: Edit Settings). To request a change to your preferred list name, contact [Admissions and Records](https://www.redwoods.edu/services/admissions/index.php)  <https://www.redwoods.edu/services/admissions/index.php>. Your Preferred Name will only be listed in Canvas; this does not change your legal name in our records. See the [Student Information Update](#)



[form-2022.pdf](#) 

<https://www.redwoods.edu/academics/ace/documents/Student%2520Information%2520Update%2520form-2022.pdf>

Emergency Procedures / Everbridge

College of the Redwoods has implemented an emergency alert system called Everbridge. In the event of an emergency on campus you will receive an alert through your personal email and/or phones.

Registration is not necessary in order to receive emergency alerts. Check to make sure your contact information is up-to-date by logging into [WebAdvisor](#)  (<https://webadvisor.redwoods.edu/>) and selecting 'Students' then 'Academic Profile' then 'Current Information Update.'

Please contact Public Safety at 707-476-4112 or campus-safety@redwoods.edu (<mailto:campus-safety@redwoods.edu>) if you have any questions. For more information visit [Campus Safety](#)  (<https://www.redwoods.edu/about/security/index.php>). Please review the [EurekaEmergencyMap_S24.pdf](#)  (https://www.redwoods.edu/locations/EurekaEmergencyMap_S24.pdf) for campus evacuation sites, including the closet site to this classroom (posted by the exit of each room).

In an emergency that requires an evacuation of the building anywhere in the District:



Be aware of all marked exits from your area and building

- Once outside, move to the nearest evacuation point outside your building
- Keep streets and walkways clear for emergency vehicles and personnel

Do not leave campus, unless it has been deemed safe by the campus authorities.

To learn more about campus-specific Emergency Procedures, click on a title bar below, or click the down arrow to expand them all.

Del Norte Campus Emergency Procedures

Please review the [Crescent City campus emergency map](#)  (https://www.redwoods.edu/Portals/70/pdfs/DN%2520CampusSafetyMap_010819-2.pdf) for campus evacuation sites, including the closest site to this classroom (posted by the exit of each room). For more information, visit [Campus Safety](#)  (<https://www.redwoods.edu/about/security/index.php>).

Klamath-Trinity Campus Emergency Procedures

Please review the responsibilities of, and procedures used by, the College of the Redwoods, Klamath Trinity Instructional Site (KTIS) to communicate to faculty, staff, students and the general public during an emergency. It is the responsibility of College of the Redwoods, Klamath-Trinity Instructional Site (KTIS) to protect life and property from the effects of emergency situations within its own jurisdiction.




In the event of an emergency, communication shall be the responsibility of the district employees on scene:













1. Dial 911, to notify local agency support such as law enforcement or fire services.
2. If safe to do so, notify key administrators, departments, and personnel.
3. If safe to do so, personnel shall relay threat information, warnings, to ensure the school community is notified.
4. Contact 530-625-4821 to notify of situation.
5. Contact Hoopa Tribal Education Administration office 530-625-4413
6. Notify Public Safety 707-476-4111.












In the event of an emergency, the responsible district employee on the scene will:













1. Follow established procedures for the specific emergency as outlined in the College of the Redwoods Emergency Procedure Booklet.
2. Lock all doors and turn off lights if in lockdown due to an active shooter or similar emergency.
3. Close all window curtains.
4. Get all inside to safe location Kitchen area is best internal location.
5. If a police officer or higher official arrives, they will assume command.
6. Wait until notice of all is clear before unlocking doors.
7. If safe to do so, move to the nearest evacuation point outside building (Pooky's Park), directly behind the Hoopa Tribal Education Building.
8. Do not leave site, unless it has been deemed safe by the person in command.













Course Summary:





Date	Details	Due
Sun Jan 26, 2025	 Chapter 1 quiz (https://redwoods.instructure.com/courses/19629/assignments/449524) 	due by 11:59pm
Sun Feb 2, 2025	 Discussion forum questions week 1 (https://redwoods.instructure.com/courses/19629/assignments/449531) 	due by 11:59pm
Sun Feb 2, 2025	 Chapter 2 quiz (https://redwoods.instructure.com/courses/19629/assignments/449530) 	due by 11:59pm

Date	Details	Due
	 Discussion forum questions week 2 https://redwoods.instructure.com/courses/19629/assignments/449532	due by 11:59pm
Sun Feb 9, 2025	 Chapter 3 quiz https://redwoods.instructure.com/courses/19629/assignments/449518	due by 11:59pm
	 Discussion forum questions week 3 https://redwoods.instructure.com/courses/19629/assignments/449533	due by 11:59pm
	 Chapter 4 quiz https://redwoods.instructure.com/courses/19629/assignments/449499	due by 11:59pm
Sun Feb 16, 2025	 Discussion forum questions week 4 https://redwoods.instructure.com/courses/19629/assignments/449534	due by 11:59pm
	 Part 1: Career and income assessment https://redwoods.instructure.com/courses/19629/assignments/449547	due by 11:59pm
	 Chapter 5 quiz https://redwoods.instructure.com/courses/19629/assignments/449512	due by 11:59pm
Sun Feb 23, 2025	 Discussion forum questions week 5 https://redwoods.instructure.com/courses/19629/assignments/449545	due by 11:59pm
	 Chapter 6 quiz https://redwoods.instructure.com/courses/19629/assignments/449502	due by 11:59pm
Sun Mar 2, 2025	 Discussion forum questions week 6 https://redwoods.instructure.com/courses/19629/assignments/449535	due by 11:59pm
Sun Mar 9, 2025	 Chapter 7 quiz https://redwoods.instructure.com/courses/19629/assignments/449520	due by 11:59pm
	 Discussion forum questions week 7 https://redwoods.instructure.com/courses/19629/assignments/449536	due by 11:59pm

Date	Details	Due
	 Midterm exam (https://redwoods.instructure.com/courses/19629/assignments/449515)	due by 11:59pm
	 Chapter 8 quiz (https://redwoods.instructure.com/courses/19629/assignments/449501)	due by 11:59pm
Sun Mar 16, 2025	 Discussion forum questions week 8 (https://redwoods.instructure.com/courses/19629/assignments/449538)	due by 11:59pm
	 Chapter 9 quiz (https://redwoods.instructure.com/courses/19629/assignments/449513)	due by 11:59pm
Sun Mar 30, 2025	 Discussion forum questions week 9 (https://redwoods.instructure.com/courses/19629/assignments/449537)	due by 11:59pm
	 Chapter 10 quiz (https://redwoods.instructure.com/courses/19629/assignments/449525)	due by 11:59pm
Sun Apr 6, 2025	 Discussion forum questions week 10 (https://redwoods.instructure.com/courses/19629/assignments/449539)	due by 11:59pm
	 Chapter 11 quiz (https://redwoods.instructure.com/courses/19629/assignments/449516)	due by 11:59pm
Sun Apr 13, 2025	 Discussion forum questions week 11 (https://redwoods.instructure.com/courses/19629/assignments/449541)	due by 11:59pm
	 Chapter 12 quiz (https://redwoods.instructure.com/courses/19629/assignments/449509)	due by 11:59pm
Sun Apr 20, 2025	 Discussion forum questions week 12 (https://redwoods.instructure.com/courses/19629/assignments/449542)	due by 11:59pm
Sun Apr 27, 2025	 Chapter 13 quiz (https://redwoods.instructure.com/courses/19629/assignments/449500)	due by 11:59pm

Date	Details	Due
Sun May 4, 2025	 Discussion forum questions week 13 (https://redwoods.instructure.com/courses/19629/assignments/449540)	due by 11:59pm
	 Part 2: Budget and recorded expenditures (https://redwoods.instructure.com/courses/19629/assignments/449548)	due by 11:59pm
	 Chapter 14 quiz (https://redwoods.instructure.com/courses/19629/assignments/449504)	due by 11:59pm
	 Discussion forum questions week 14 (https://redwoods.instructure.com/courses/19629/assignments/449543)	due by 11:59pm
Fri May 16, 2025	 Part 3: Reflection (https://redwoods.instructure.com/courses/19629/assignments/449549)	due by 11:59pm
	 Chapter 15 quiz (https://redwoods.instructure.com/courses/19629/assignments/449508)	due by 11:59pm
	 Discussion forum questions week 15 (https://redwoods.instructure.com/courses/19629/assignments/449544)	due by 11:59pm
	 Final exam (https://redwoods.instructure.com/courses/19629/assignments/449523)	due by 11:59pm
	 Part 4: Investment mechanics (https://redwoods.instructure.com/courses/19629/assignments/449550)	due by 11:59pm
	 1. Understanding the Financial Process (https://redwoods.instructure.com/courses/19629/assignments/449526)	
	 10. Protecting Your Property (https://redwoods.instructure.com/courses/19629/assignments/449503)	
	 11. Investment Planning (https://redwoods.instructure.com/courses/19629/assignments/449510)	

Date	Details	Due
	 <u>12. Investing in Stocks and Bonds</u> (https://redwoods.instructure.com/courses/19629/assignments/449517)	
	 <u>13. Investing in Mutual Funds, ETFs, and Real Estate</u> (https://redwoods.instructure.com/courses/19629/assignments/449511)	
	 <u>14. Planning for Retirement</u> (https://redwoods.instructure.com/courses/19629/assignments/449505)	
	 <u>15. Preserving Your Estate</u> (https://redwoods.instructure.com/courses/19629/assignments/449519)	
	 <u>2. Using Financial Statements and Budgets</u> (https://redwoods.instructure.com/courses/19629/assignments/449528)	
	 <u>3. Preparing Your Taxes</u> (https://redwoods.instructure.com/courses/19629/assignments/449529)	
	 <u>4. Managing Your Cash and Savings</u> (https://redwoods.instructure.com/courses/19629/assignments/449521)	
	 <u>5. Making Automobile and Housing Decisions</u> (https://redwoods.instructure.com/courses/19629/assignments/449522)	
	 <u>6. Using Credit</u> (https://redwoods.instructure.com/courses/19629/assignments/449496)	
	 <u>7. Using Consumer Loans</u> (https://redwoods.instructure.com/courses/19629/assignments/449506)	
	 <u>8. Insuring Your Life</u> (https://redwoods.instructure.com/courses/19629/assignments/449514)	
	 <u>9. Insuring Your Health</u> (https://redwoods.instructure.com/courses/19629/assignments/449498)	

Date	Details	Due
	 9. Insuring Your Health (https://redwoods.instructure.com/courses/19629/assignments/449507)	
	 Class Feedback #1 (https://redwoods.instructure.com/courses/19629/assignments/449497)	
	 Class Feedback #2 (https://redwoods.instructure.com/courses/19629/assignments/449527)	
	 Evaluation (https://redwoods.instructure.com/courses/19629/assignments/449546)	