

Course Syllabus



Macroeconomics

Semester & Year: Spring 2024

Course ID & Section #: V7510

Instructor's name: Kristen Luke

Online asynchronous course

Number of units: 3

*Send me a message in Canvas to connect !

Instructor Contact Information

Office hours: In Zoom by appointment, only. Contact me for an appt.

Please message me in Canvas.

Required Materials

Textbook Title: Principles of Macroeconomics, 5th edition

Edition: 5th

Author: Timothy Taylor

ISBN: 978-0-9960954-2-6

<https://www.textbookmedia.com/pr/Principles-of-Macroeconomics/5647/978-0-9960954-2-6> ➞

<https://www.textbookmedia.com/pr/Principles-of-Macroeconomics/5647/978-0-9960954-2-6>

Catalog Description

An introductory course focusing on aggregate economic analysis. Topics include: market systems, aggregate measures of economic activity, macroeconomic equilibrium, money and financial institutions, monetary and fiscal policy, international economics, and economic growth.

Student Learning Outcomes

1. Evaluate which economic model or concept is most useful to analyze a particular personal, business, or social decision.
2. Apply macroeconomic concepts and models to analyze personal, business, and social decisions at the intermediate level of proficiency.

Prerequisites/co-requisites/ recommended preparation

Prerequisite: MATH-380 and (ENGL-150 or ENGL-102 or ENGL-153) Recommended Prep: MATH-102 or MATH-120 or MATH-194 Transfers to: UC and CSU

Special accommodations statement

College of the Redwoods is committed to equal opportunity in employment, admission to the college, and in the conduct of all of its programs and activities.

Student feedback policy

I will access the class website regularly and respond to posted questions and messages generally within 24 hours of receipt. If for some reasons, I miss your message, send me another within 24 hours and I will definitely see it. Additionally, I read and provide feedback to each student's discussion forum posts by the end of the week in which they are due. There is also regular instructor-based communication with weekly announcements and emails/messages to students who have messaged me through the Canvas messaging system. I will give you detailed feedback on your term paper assignment by two weeks after it is submitted to me.

Proctored Exams

You will need to take an open-book, open notes, multiple choice final within the Canvas system (it will appear the same as your weekly quizzes) during finals week. The exam is not proctored.

Policies for this Class

Communication Guidelines

Personal questions should be communicated with Messages (Help) in Canvas. Please do not send me an email, rather, as previously stated please send me a message in Canvas to discuss personal matters. It is much easier and quicker for me to you respond to you through Canvas as I check Canvas more frequently. I will also post a discussion forum for you to discuss aspects of the course with your fellow students. However, I may not check that very frequently as it is for student discussion primarily. Again, any questions you have, please message me in Canvas. If the message affects some or many students, say for example you notice an issue with the quiz, I will make sure to post an announcement for the entire class to read.

Netiquette: Please be respectful to your classmates. Be kind and professional in all of your postings and responses to the discussion forum. Adhere to the same standards of behavior online that you follow in a face to face class room. Inappropriate comments within the discussion forums could result in losing credit for participation during that week's discussion forum as well as being dropped from the course.

Regular and effective contact

I will access the class website regularly and respond to posted questions and messages generally within 48 hours of receipt. If for some reasons, I miss your message, send me another within 24 hours and I will definitely see it. Additionally, I read and provide feedback to each student's discussion forum posts by the end of the week after they are due. There is also regular instructor-based communication with weekly announcements and emails/messages to students who have messaged me through the Canvas messaging system. I will give you

detailed feedback on your term paper assignments by two weeks after they are submitted. Further, I have provided videos which I recorded myself of some important information for each weeks' readings. Lastly, I am available for office hours over the phone and through weekly scheduled Zoom office hours, by appointment.

I do not accept late work.

Information for this Class

Class schedule

The class schedule is available in Canvas.

Evaluation process

Course Assignments: Every Sunday, the week's assignments will be listed in **Announcements** and posted in the Modules section of Canvas. You will complete them under the specific weekly module. The weekly assignments will typically require you to read textbook chapters, review online power point slides, watch course material videos, participate in discussion forums, and complete chapter quizzes. Several weeks will require a written exam (1 exam) or term paper assignment submissions.

Canvas Quizzes: (25% of your final grade) These will be multiple choice in their format and contain 15-20 multiple choice questions. Unless otherwise noted, there will be Canvas quizzes due every Sunday night at 11:45pm - but, in reality you can work on them throughout the entire semester and you do not need to submit them until the course closes. You will be allowed 3 attempts at the quiz before it is graded. The quizzes will remain open to view and study from for the final but please do not submit them after their due date. I will drop your lowest two quiz scores as extra credit assistance.

Discussion forums: (25% of your final grade). Each week, I will post questions to the discussion forum. Students will respond to the question and based on the answer, I will provide a grade for the response. A rubric is attached to the discussion forum assignments. There will be several questions each week. You need to provide a unique response to each question. Questions are meant for you to think and ponder various aspects of the course discussed in the text for that week. You may need to do an internet search to find unique answers or because the question requires a little research as occasionally additional information may be required. I will drop your lowest discussion forum week score (1 week of discussion forum). I urge you to look at the discussion forum questions early in the week to avoid it being challenging to find a unique response, one that is different than another student's response or perspective. I also will provide extra credit to students that work to assist other students by providing meaningful feedback. More details on discussion forums in each discussion forum assignment.

Term Paper: (25% of your final grade.) More details will follow in the modules of this course with instructions on the term paper assignment. You will be required to submit the **pro (10%) OR con (10%) section** before submitting the final draft to me (15%). Due dates are in the modules section of the course. You may work in groups, pairs, etc if you would like. Please contact me to discuss a team approach to this assignment.

Final Exam: (25% of your final grade.) You will need to take an open-book, open notes, multiple choice final within the Canvas system (it will appear the same as your weekly quizzes). It is cumulative of all material covered in the course. It is currently NOT proctored.


Grading policy

Grading Criteria: "A=93% and above, A-=90-92%, B+=88-89%, B=83-87, B-=80-82%, C+=78-79%, C=70-77%, D=69-60%, F=59% and below

Proctoring

You will need to take an open-book, open notes, multiple choice final within the Canvas system (it will appear the same as your weekly quizzes). The exam is currently not proctored.

Accessibility

College of the Redwoods is committed to making reasonable accommodations for qualified students with disabilities. If you have a disability or believe you might benefit from disability-related services and accommodations, please contact your instructor or [Disability Services and Programs for Students](http://www.redwoods.edu/dsps)  (<http://www.redwoods.edu/dsps>) (DSPS). Students may make requests for alternative media by contacting DSPS based on their campus location:

- Eureka: 707-476-4280, student services building, 1st floor
- Del Norte: 707-465-2324, main building near library
- Klamath-Trinity: 530-625-4821 Ext 103

If you are taking online classes DSPS will email approved accommodations for distance education classes to your instructor. In the case of face-to-face instruction, please present your written accommodation request to your instructor at least one week before the needed accommodation so that necessary arrangements can be made. Last minute arrangements or post-test adjustments usually cannot be accommodated.

Student Support

Good information and clear communication about your needs will help you be successful. Please let your instructor know about any specific challenges or technology limitations that might affect your participation in class. College of the Redwoods wants every student to be successful.

Student feedback policy

I will access the class website regularly and respond to posted questions and messages generally within 24 hours of receipt. If for some reasons, I miss your message, send me another within 24 hours and I will definitely see it. Additionally, I read and provide feedback to each student's discussion forum posts by the end of the week in which they are due. There is also regular instructor-based communication with weekly announcements and emails/messages to students who have messaged me through the Canvas messaging system. I will give you detailed feedback on your term paper assignment by two weeks after it is submitted to me.

Proctored Exams

You will need to take an open-book, open notes, multiple choice final within the Canvas system (it will appear the same as your weekly quizzes) during finals week. The exam is not proctored.

Policies for this Class

Communication Guidelines

Personal questions should be communicated with Messages (Help) in Canvas. Please do not send me an email, rather, as previously stated please send me a message in Canvas to discuss personal matters. It is much easier and quicker for me to you respond to you through Canvas as I check Canvas more frequently. I will also post a discussion forum for you to discuss aspects of the course with your fellow students. However, I may not check that very frequently as it is for student discussion primarily. Again, any questions you have, please message me in Canvas. If the message affects some or many students, say for example you notice an issue with the quiz, I will make sure to post an announcement for the entire class to read.

Netiquette: Please be respectful to your classmates. Be kind and professional in all of your postings and responses to the discussion forum. Adhere to the same standards of behavior online that you follow in a face to face class room. Inappropriate comments within the discussion forums could result in losing credit for participation during that week's discussion forum as well as being dropped from the course.

Regular and effective contact

I will access the class website regularly and respond to posted questions and messages generally within 48 hours of receipt. If for some reasons, I miss your message, send me another within 24 hours and I will definitely see it. Additionally, I read and provide feedback to each student's discussion forum posts by the end of the week after they are due. There is also regular instructor-based communication with weekly announcements and emails/messages to students who have messaged me through the Canvas messaging system. I will give you detailed feedback on your term paper assignments by two weeks after they are submitted. Further, I have provided videos which I recorded myself of some important information for each weeks' readings. Lastly, I am available for office hours over the phone and through weekly scheduled Zoom office hours, by appointment.




Admissions deadlines & enrollment policies

SPRING SEMESTER 2024




Flex days	Jan 11 & 12
Classes begin	Jan 13
District-wide closure (Martin Luther King, Jr.'s Birthday) .	Jan 15
Census Day	Jan 29
Census Roster Due Date.....	Feb 6
Flex goals for Associate Faculty Due	Feb 10
District-wide closure (Lincoln's Birthday)	Feb 16
District-wide closure (President's Day)	Feb 19
No classes (Spring Break)	Mar 11 – 16
Flex forms due for Full Time Faculty	April 26
Flex activities due for Associate Faculty	May 3
Final exams	May 4 – 10
Classes end	May 10
Commencement	May 11 & 12
Grades Due	May 17
District-wide closure (Memorial Day)	May 27

Approved by the Board of Trustees on January 3rd, 2023

Academic dishonesty

In the academic community, the high value placed on truth implies a corresponding intolerance of scholastic dishonesty. In cases involving academic dishonesty, determination of the grade and of the student's status in the course is left primarily to the discretion of the faculty member. In such cases, where the instructor determines that a student has demonstrated academic dishonesty, the student may receive a failing grade for the assignment and/or exam and may be reported to the Chief Student Services Officer or designee. The Student Code of Conduct ([AP 5500](#) ) (<https://go.boarddocs.com/ca/redwoods/Board.nsf/Public?open&id=policies>) is available on the College of the Redwoods website. Additional information about the rights and responsibilities of students, Board policies, and administrative procedures is located in the [College Catalog](#) ) (<https://www.redwoods.edu/catalog>) and on the [College of the Redwoods website](#) ) (<https://www.boarddocs.com/ca/redwoods/Board.nsf/Public?open&id=policies>).



Disruptive behavior

Student behavior or speech that disrupts the instructional setting will not be tolerated. Disruptive conduct may include, but is not limited to: unwarranted interruptions; failure to adhere to instructor's directions; vulgar or obscene language; slurs or other forms of intimidation; and physically or verbally abusive behavior. In such cases where the instructor determines that a student has disrupted the educational process, a disruptive student may be temporarily removed from class. In addition, the student may be reported to the Chief Student Services Officer or designee. The Student Code of Conduct ([AP 5500](#) ) (<https://go.boarddocs.com/ca/redwoods/Board.nsf/Public?open&id=policies>) is available on the College of the Redwoods website. Additional information about the rights and responsibilities of students, Board policies, and administrative procedures is located in the [College Catalog](#) ) (<https://www.redwoods.edu/catalog>) and on the [College of the Redwoods website](#) ) (<https://www.redwoods.edu/>).

Inclusive Language in the Classroom

College of the Redwoods aspires to create a learning environment in which all people feel comfortable in contributing their perspectives to classroom discussions. It therefore encourages instructors and students to use language that is inclusive and respectful.

Setting Your Preferred Name in Canvas

Students have the ability to have an alternate first name and pronouns to appear in Canvas. Contact [Admissions & Records](#) ) (<https://www.redwoods.edu/admissions/Forms>) to request a change to your preferred first name and pronoun. Your Preferred Name will only be listed in Canvas. This does not change your legal name in our records. See the [Student Information Update form](#) ) (<https://www.redwoods.edu/Portals/28/A.R.Forms.Docs/Miscellaneous/Student%2520Information%2520Update.pdf>).

Canvas Information

If using Canvas, include navigation instructions, tech support information, what Canvas is used for, and your expectation for how regularly students should check Canvas for your class.

Log into Canvas at <https://redwoods.instructure.com>


Password is your 8 digit birth date

For tech help, email its@redwoods.edu (<mailto:its@redwoods.edu>) or call 707-476-4160

Canvas Help for students: <https://webapps.redwoods.edu/tutorial/>  (<https://webapps.redwoods.edu/tutorial/>)

Canvas online orientation workshop: [Canvas Student Orientation Course \(instructure.com\)](https://redwoods.instructure.com/courses/6781)
(<https://redwoods.instructure.com/courses/6781>)


Community College Student Health and Wellness


Resources, tools, and trainings regarding health, mental health, wellness, basic needs and more designed for California community college students, faculty and staff are available on the California Community Colleges [Health & Wellness website](https://www.cccstudentmentalhealth.org/health-wellness-for-students/)  (<https://www.cccstudentmentalhealth.org/health-wellness-for-students/>).

[Wellness Central](https://ccconlineed.instructure.com/courses/1895?cf_id=2248) (https://ccconlineed.instructure.com/courses/1895?cf_id=2248) is a free online health and wellness resource that is available 24/7 in your space at your pace.

Students seeking to request a counseling appointment for academic advising or general counseling can email counseling@redwoods.edu (<mailto:counseling@redwoods.edu>).

Emergency procedures / Everbridge

College of the Redwoods has implemented an emergency alert system called Everbridge. In the event of an emergency on campus you will receive an alert through your personal email and/or phones. Registration is not necessary in order to receive emergency alerts. Check to make sure your contact information is up-to-date by logging into WebAdvisor <https://webadvisor.redwoods.edu>  (<https://webadvisor.redwoods.edu>) and selecting 'Students' then 'Academic Profile' then 'Current Information Update.'

Please contact Public Safety at 707-476-4112 or security@redwoods.edu (<mailto:security@redwoods.edu>) if you have any questions. For more information see the [Redwoods Public Safety Page](https://www.redwoods.edu/publicsafety)  (<https://www.redwoods.edu/publicsafety>).

In an emergency that requires an evacuation of the building anywhere in the District:


- Be aware of all marked exits from your area and building
- Once outside, move to the nearest evacuation point outside your building

- Keep streets and walkways clear for emergency vehicles and personnel

Do not leave campus, unless it has been deemed safe by the campus authorities.


Del Norte Campus Emergency Procedures

Please review the [Crescent City campus emergency map](#) 

(https://www.redwoods.edu/Portals/70/pdfs/DN%2520CampusSafetyMap_010819-2.pdf) for campus evacuation sites, including the closest site to this classroom (posted by the exit of each room). For more information, see the [Redwoods Public Safety Page](#)  (<https://www.redwoods.edu/publicsafety>).

Eureka Campus Emergency Procedures

Please review the [campus emergency map](#) 

(https://internal.redwoods.edu/Portals/180/Maps%2520and%2520Phone%2520Lists/EurekaMaps_Emergency_F19.pdf?ver=2020-02-18-112433-920×tamp=1628553718609) for evacuation sites, including the closest site to this classroom (posted by the exit of each room). For more information on Public Safety go to the [Redwoods Public Safety Page](#)  (<https://www.redwoods.edu/publicsafety>). It is the responsibility of College of the Redwoods to protect life and property from the effects of emergencies within its own jurisdiction.

In the event of an emergency:

1. Evaluate the impact the emergency has on your activity/operation and take appropriate action.
2. Dial 911, to notify local agency support such as law enforcement or fire services.
3. Notify Public Safety 707-476-4111 and inform them of the situation, with as much relevant information as possible.
4. Public Safety shall relay threat information, warnings, and alerts through the Everbridge emergency alert system, Public address system, and when possible, updates on the college website, to ensure the school community is notified.
5. Follow established procedures for the specific emergency as outlined in the College of the Redwoods Emergency Procedure Booklet, (evacuation to a safe zone, shelter in place, lockdown, assist others if possible, cooperate with First Responders, etc.).
6. If safe to do so, notify key administrators, departments, and personnel.
7. Do not leave campus, unless it is necessary to preserve life and/or has been deemed safe by the person in command.

Klamath Trinity Campus Emergency Procedures

Please review the responsibilities of, and procedures used by, the College of the Redwoods, Klamath-Trinity Instructional Site (KTIS) to communicate to faculty, staff, students and the general public during an emergency. It is the responsibility of College of the Redwoods, Klamath-Trinity Instructional Site (KTIS) to protect life and property from the effects of emergency situations within its own jurisdiction.

1. In the event of an emergency, communication shall be the responsibility of the district employees on scene.
1. Dial 911, to notify local agency support such as law enforcement or fire services.
2. If safe to do so, notify key administrators, departments, and personnel.
3. If safe to do so, personnel shall relay threat information, warnings, to ensure the school community is notified.
4. Contact 530-625-4821 to notify of situation.
5. Contact Hoopa Tribal Education Administration office 530-625-4413
6. Notify Public Safety 707-476-4111.
1. In the event of an emergency, the responsible district employee on scene will:
 1. Follow established procedures for the specific emergency as outlined in the College of the Redwoods Emergency Procedure Booklet.
 2. Lock all doors and turn off lights if in lockdown due to an active shooter or similar emergency.
 3. Close all window curtains.
 4. Get all inside to safe location Kitchen area is best internal location.
 5. If a police officer or higher official arrives, they will assume command.
 6. Wait until notice of all is clear before unlocking doors.
 7. If safe to do so, move to the nearest evacuation point outside building (Pooky's Park), directly behind the Hoopa Tribal Education Building.
 8. Do not leave site, unless it has been deemed safe by the person in command. Student Support Services (required for online classes)

Student Support Services

The following online resources are available to support your success as a student:

- **CR-Online** ➞ <http://www.redwoods.edu/online> (Comprehensive information for online students)
- **Library Articles & Databases** ➞ <https://redwoods.libguides.com/az.php>
- **Canvas help and tutorials** ➞ <https://webapps.redwoods.edu/tutorial/>
- **Online Student Handbook** ➞ <http://www.redwoods.edu/Portals/72/Documents/Students/CR-OnlineStudentHandbook.pdf>

Counseling ➞ <http://www.redwoods.edu/counseling/> offers assistance to students in need of professional counseling services such as crisis counseling.




Learning Resource Center includes the following resources for students

- **Academic Support Center** ➞ <http://www.redwoods.edu/asc> for instructional support, tutoring, learning resources, and proctored exams. Includes the Math Lab & Drop-in Writing Center
- **Library Services** ➞ <https://www.redwoods.edu/library> to promote information literacy and provide organized information resources.
- **Multicultural & Diversity Center** ➞ <https://www.redwoods.edu/student-services/Home/Multicultural-and-Diversity-Center>









Special programs are also available for eligible students include













- **Extended Opportunity Programs & Services (EOPS)** ➞ <http://www.redwoods.edu/eops> provides services to eligible income disadvantaged students including: textbook award, career academic and personal

counseling, school supplies, transportation assistance, tutoring, laptop, calculator and textbook loans, priority registration, graduation cap and gown, workshops, and more!












- The TRiO Student Success Program provides eligible students with a variety of services including trips to 4-year universities, career assessments, and peer mentoring. Students can apply for the program in [Eureka](https://www.redwoods.edu/trio/eureka)  (<https://www.redwoods.edu/trio/eureka>) or in [Del Norte](https://www.redwoods.edu/delnorte/TRiO)  (<https://www.redwoods.edu/delnorte/TRiO>).
- The [Veteran's Resource Center](https://www.redwoods.edu/student-services/Home/Vets)  (<https://www.redwoods.edu/student-services/Home/Vets>) supports and facilitates academic success for Active Duty Military, Veterans and Dependents attending CR through relational advising, mentorship, transitional assistance, and coordination of military and Veteran-specific resources.
- Klamath-Trinity students can contact the CR KT Office for specific information about student support services at 530-625-4821








Course Summary:

Date	Details	Due
Fri Dec 2, 2022	 **Extra credit** Week 16 Discussion forum questions (https://redwoods.instructure.com/courses/18179/assignments/388227)	due by 11:59pm
	 Quiz 15**extra credit** (https://redwoods.instructure.com/courses/18179/assignments/388210)	due by 11:59pm
Sun Feb 11, 2024	 Syllabus and Canvas site quiz (https://redwoods.instructure.com/courses/18179/assignments/388196)	due by 11:59pm
Sun Feb 18, 2024	 Quiz 1- Chapters 1 (The Interconnected Economy) & 2(Choice in a World of Scarcity) (https://redwoods.instructure.com/courses/18179/assignments/388207)	due by 11:59pm
	 Quiz 2- Chapters 4(Supply and Demand) & 5(Labor and Financial Capital Markets) (https://redwoods.instructure.com/courses/18179/assignments/388197)	due by 11:59pm
	 Week 1 Discussion forum questions (https://redwoods.instructure.com/courses/18179/assignments/388213)	due by 11:59pm
	 Week 2 Discussion forum questions (https://redwoods.instructure.com/courses/18179/assignments/388214)	due by 11:59pm
	 Week 3 Discussion forum questions	due by 11:59pm

Date	Details	Due
	(https://redwoods.instructure.com/courses/18179/assignments/388215)	
	 Quiz 3- Chapter 7 (Macroeconomic perspective) (https://redwoods.instructure.com/courses/18179/assignments/388205)	due by 11:59pm
Sun Feb 25, 2024	 Quiz 4- Chapter 10 (Inflation) (https://redwoods.instructure.com/courses/18179/assignments/388201)	due by 11:59pm
	 Week 3 Discussion forum questions (https://redwoods.instructure.com/courses/18179/assignments/388216)	due by 11:59pm
	 Quiz 5- Chapter 9 (Unemployment) (https://redwoods.instructure.com/courses/18179/assignments/388206)	due by 11:59pm
	 Quiz 6- Chapter 8 (Economic growth) (https://redwoods.instructure.com/courses/18179/assignments/388200)	due by 11:59pm
Sun Mar 3, 2024	 Week 4 Discussion forum questions (https://redwoods.instructure.com/courses/18179/assignments/388218)	due by 11:59pm
	 Week 5 Discussion forum questions (https://redwoods.instructure.com/courses/18179/assignments/388217)	due by 11:59pm
	 Quiz 7-Chapter 11 (Balance of Trade) (https://redwoods.instructure.com/courses/18179/assignments/388203)	due by 11:59pm
Sun Mar 10, 2024	 Week 5 Discussion forum questions (https://redwoods.instructure.com/courses/18179/assignments/388219)	due by 11:59pm
	 Please submit the draft of the pro or con section of your term paper (https://redwoods.instructure.com/courses/18179/assignments/388228)	due by 11:59pm
Sun Mar 24, 2024	 Quiz 8- Chapter 12 (Aggregate Supply and Demand) (https://redwoods.instructure.com/courses/18179/assignments/388204)	due by 11:59pm
	 Week 6 Discussion forum questions	due by 11:59pm

Date	Details	Due
	https://redwoods.instructure.com/courses/18179/assignments/388220	
Sun Mar 31, 2024	 Quiz 9- Chapter 13 (Keynesian Perspective) https://redwoods.instructure.com/courses/18179/assignments/388198	due by 11:59pm
	 Week 7 Discussion forum questions https://redwoods.instructure.com/courses/18179/assignments/388221	due by 11:59pm
Sun Apr 7, 2024	 Quiz 10- Chapter 14(Neoclassical perspective) https://redwoods.instructure.com/courses/18179/assignments/388199	due by 11:59pm
	 Week 8 Discussion forum questions https://redwoods.instructure.com/courses/18179/assignments/388222	due by 11:59pm
Sun Apr 14, 2024	 Quiz 11- Chapt's 15 and 16 (Money and Banking and Monetary Policy) https://redwoods.instructure.com/courses/18179/assignments/388202	due by 11:59pm
	 Week 9 Discussion forum questions https://redwoods.instructure.com/courses/18179/assignments/388223	due by 11:59pm
Sun Apr 21, 2024	 Quiz 12 - Chapter 17 (Exchange rates and international capital flows) https://redwoods.instructure.com/courses/18179/assignments/388209	due by 11:59pm
	 Week 10 Discussion forum questions https://redwoods.instructure.com/courses/18179/assignments/388224	due by 11:59pm
Sun Apr 28, 2024	 Quiz 13- Chapters 18(Government Budgets and Fiscal Policy) & 19(Government Borrowing and National Savings) https://redwoods.instructure.com/courses/18179/assignments/388212	due by 11:59pm
	 Week 11 Discussion forum questions https://redwoods.instructure.com/courses/18179/assignments/388225	due by 11:59pm
	 Please submit your final term paper https://redwoods.instructure.com/courses/18179/assignments/388229	due by 11:59pm

Date	Details	Due
Sun May 5, 2024	 Quiz 14- Chapter 20 (Macro Policy Around the World) (https://redwoods.instructure.com/courses/18179/assignments/388211)	due by 11:59pm
	 Week 12 Discussion forum questions (https://redwoods.instructure.com/courses/18179/assignments/388226)	due by 11:59pm
Fri May 10, 2024	 Final Exam Macroeconomics (https://redwoods.instructure.com/courses/18179/assignments/388208)	due by 11:59pm
	 Read Chapter 10 (Inflation) and video on inflation (https://redwoods.instructure.com/courses/18179/assignments/388243)	
	 Read Chapter 11 (The Balance of Trade) and video concerning balance of trade calculations (https://redwoods.instructure.com/courses/18179/assignments/388244)	
	 Read Chapter 12 (Aggregate Supply and Demand) and video on aggregate supply and demand (https://redwoods.instructure.com/courses/18179/assignments/388245)	
	 Read Chapter 13 (Keynesian Perspective) and video on Keynesian perspectives (https://redwoods.instructure.com/courses/18179/assignments/388246)	
	 Read Chapter 14 (Neoclassical Perspective) and video concerning Neoclassical perspectives (https://redwoods.instructure.com/courses/18179/assignments/388247)	
	 Read Chapter 17 (Exchange Rates and International Capital Flows) and video (https://redwoods.instructure.com/courses/18179/assignments/388248)	
	 Read Chapter 20 (Macro Policy around the World) and video on macro policy (https://redwoods.instructure.com/courses/18179/assignments/388249)	
	 Read Chapter 7(The Macroeconomic Perspective) and video concerning macroeconomic	

Date	Details	Due
	<p>perspective (https://redwoods.instructure.com/courses/18179/assignments/388250)</p>	
	<p> Read Chapter 8 (Economic Growth) and video on economic growth (https://redwoods.instructure.com/courses/18179/assignments/388251)</p>	
	<p> Read Chapter 9 (Unemployment) and video on unemployment (https://redwoods.instructure.com/courses/18179/assignments/388252)</p>	
	<p> Read Chapters 1(The Interconnected Economy) & 2(Choice in a World of Scarcity) (https://redwoods.instructure.com/courses/18179/assignments/388253)</p>	
	<p> Read Chapters 15(Money and Banks)& 16(Monetary Policy) and video on money and banking (https://redwoods.instructure.com/courses/18179/assignments/388254)</p>	
	<p> Read Chapters 18(Government Budgets and Fiscal Policy) & 19(Government Borrowing and National Savings) and video on government borrowing (https://redwoods.instructure.com/courses/18179/assignments/388255)</p>	
	<p> Read Chapters 3(International Trade) &6(Globalization)** extra credit** (https://redwoods.instructure.com/courses/18179/assignments/388256)</p>	
	<p> Read Chapters 4 (Supply and Demand) & 5(Labor and Financial Capital Markets) and video on supply and demand (https://redwoods.instructure.com/courses/18179/assignments/388257)</p>	