
Spring 2026

College of the Redwoods



Course Information

ESL 231

Section V1250

Spring 2026

Online

Tuesdays and Thursdays 6:00-8:00

0 units



Instructor Contact Information

Kendra Dwelley Guimaraes

Email: kendra-guimaraes@redwoods.edu (<mailto:kendra-guimaraes@redwoods.edu>)

Phone: 707 476-4309

Office Hours: Mondays 1-2:30 on main campus or available on request via Zoom on Tuesdays or Fridays



These are times when I am available to meet with you to offer one on one help, to check in with any of your concerns, or to offer more extensive feedback regarding any of the reading or essays.

Office Location: CA422 in the Creative Arts Complex on CR's main campus



Required Material

Helpful Links to pdfs:

For pronunciation:

<https://studentsuccess.temple.edu/sites/studentsuccess/files/PronunciationHandoutsforCPs.pdf>

(<https://studentsuccess.temple.edu/sites/studentsuccess/files/PronunciationHandoutsforCPs.pdf>)

For grammar:

<https://www.bucks.edu/media/bcccmedialibrary/tutoring/documents/writingareahandoutrevision/aeslandgrammar/Verb-Tenses.pdf>

(<https://www.bucks.edu/media/bcccmedialibrary/tutoring/documents/writingareahandoutrevision/aeslandgrammar/Verb-Tenses.pdf>)

https://www.csn.edu/sites/default/files/documents/cas-services/verb_tense_chart.pdf

(https://www.csn.edu/sites/default/files/documents/cas-services/verb_tense_chart.pdf)


For listening:

<https://www.esl-lab.com/> (<https://www.esl-lab.com/>)

<https://learningenglish.voanews.com/> (<https://learningenglish.voanews.com/>)



Catalog Description

 Course for intermediate to advanced ESL students that develops their ability to understand and produce spoken English in everyday life, as well as in professional and educational settings. Students will receive focused instruction and practice in American



English pronunciation. They will also practice speaking to clearly communicate important information such as feelings, needs, and ideas on a range of topics.



Course Student Learning Outcomes

Students will be able to respond comprehensibly to simple, unrehearsed questions soliciting personal information for authentic oral communication.

Students will be able to ask simple, unrehearsed questions and understand common responses in order to gather new information in everyday situations.

Students will be able to apply techniques like circumlocution and asking for repetition to repair breakdowns in oral communication.

Students will be able to respond comprehensibly to simple unrehearsed questions about present situations for authentic oral communication.



Course Calendar

Weekly Schedule

This schedule is subject to change depending on student pace of reading/learning. We may need to spend more time in one area or another, but this will give you a general idea of the schedule including due dates for writing assignments. I will, of course, keep you posted in class with any changes.

Week One:

1/20 Language learning strategies and asking for clarification

Poll to look at what vocabulary, verb tenses and pronunciation topics will be helpful
Simple tenses: simple past, simple present and simple future

Pronunciation: sounds, stress, intonation and rhythm

Listening and Discussion:



Formal and Informal Registers:



Open Discussion and Presentations:

Week Two:

1/27 Continuous Tenses: past continuous, present continuous, future continuous

Pronunciation: sounds, stress, intonation and rhythm

Listening and Discussion:

1/29

Open Discussion and Presentations:

Week Three:

2/3 Perfect Tenses: present perfect, past perfect, future perfect

Pronunciation: sounds, stress, intonation and rhythm

Listening and Discussion

2/5 Open Discussion and Presentations:

Week Four:

2/10 Perfect Continuous Tenses: present perfect continuous, past perfect continuous, future perfect continuous

Pronunciation: sounds, stress, intonation and rhythm

Listening and Discussion:

2/12 Open Discussion and Presentations:

Week Five:

2/17 Wrap up Verb Tenses

Pronunciation: sounds, stress, intonation and rhythm

ing and Discussion:

2/19 Open Discussions and Presentations:



Week Six:

2/24 Conditional questions and statements

Pronunciation: sounds, stress, intonation and rhythm

Listening and Discussion:

2/26 Open Discussion and Presentations:

Week Seven:

3/3 Gerunds

Pronunciation: sounds, stress, intonation and rhythm

Listening and Discussion

3/5 Open Discussion and Presentations

Week Eight:

3/10 Auxiliary verbs

Pronunciation: sounds, stress, intonation and rhythm

Listening and Discussion

3/12 Open Discussion and Presentations:

Spring Break No class 3/17 and 3/19

Week Nine:

3/24 Contractions

Pronunciation: sounds, stress, intonation and rhythm

Listening and Discussion:

3/26 Open Discussion and Presentation

Week Ten:

3/31 No Class Cesar Chavez Day

4/2 Plural and possessive nouns

Pronunciation: sounds, stress, intonation and rhythm

Listening and Discussion:

Week Eleven:

4/7 Possessive pronouns

Pronunciation: sounds, stress, intonation and rhythm

Listening and Discussion

4/9 Open Discussion and Presentation

Week Twelve:

4/14 Adverbs and adverbial clauses

Pronunciation: sounds, stress, intonation and rhythm

Listening and Discussion

4/16 Open Discussion and Presentations

Week Thirteen:

4/21 Using how much/how many

Pronunciation: sounds, stress, intonation and rhythm

Listening and Discussion

4/23 Open Listening and Presentation

Week Fourteen:

4/28 Phrasal verbs and idioms

Pronunciation: sounds, stress, intonation and rhythm

Listening and Discussion:

4/30 Open Discussion and Presentations

Week Fifteen:

5/5 Grammar Review

Pronunciation: sounds, stress, intonation and rhythm

Listening and Discussion

5/7 Open Discussion and Presentations

Week Sixteen



Week: 5/11-5/15





Evaluation & Grading Policy

This is a non-credit course, so you won't receive a letter grade, ex. A, B, C. Instead, you will receive an "S" for satisfactory for attending class. In order to receive credit, you must attend at least one class and/or participate on Canvas at least once.



Prerequisites / Co-requisites / Recommended Preparation

Students will take ESL 230 and 231 in sequence, unless permission to skip EL 230 is granted by ESL 231 instructor



Educational Accessibility & Support

College of the Redwoods is committed to providing reasonable accommodations for qualified students who could benefit from additional educational support and services. You may qualify if you have a physical, mental, sensory, or intellectual condition which causes you to struggle academically, including but not limited to:

- Mental health conditions such as depression, anxiety, PTSD, or bipolar disorder
- Common ailments such as arthritis, asthma, diabetes, autoimmune disorders and diseases
- Temporary impairments such as a broken bone, recovery from significant surgery, or a pregnancy-related disability
- Neurodevelopmental disorders such as a learning disability, intellectual disability, autism, acquired brain injury, or ADHD
- Vision, hearing, or mobility conditions


Available services include extended test time, quiet testing environments, academic assistance and tutoring through the [LIGHT Center](#)

(<https://www.redwoods.edu/services/sass/light.php>), counseling and advising, alternate formats

course materials (e.g. audio books or E-texts), assistive technology, learning disability assessments, approval for personal attendants, interpreters, priority registration, on-campus

transportation, adaptive physical education and living skills courses, and more. If you believe



you might benefit from disability- or health-related services and accommodations, please contact [Student Accessibility Support Services \(SASS\)](#) 

[\(https://www.redwoods.edu/services/sass/index.php\)](https://www.redwoods.edu/services/sass/index.php).

If you are unsure whether you qualify, please contact SASS for a consultation:

SASS@redwoods.edu (<mailto:SASS@redwoods.edu>).

SASS office locations and phone numbers

Eureka campus

- Phone: 707-476-4280,
- Locations: Student Services building, first floor SS113

Del Norte campus

- Phone: 707-465-2353
- Location: Main building, near the Library

Klamath-Trinity campus

- 707-476-4280

Canvas Information

Log into Canvas at [My CR Portal](#)[Links to an external site.](#) 

[\(https://myapps.microsoft.com/Redwoods.edu/\)](https://myapps.microsoft.com/Redwoods.edu/)

[Links to an external site.](#)  [\(https://myapps.microsoft.com/Redwoods.edu/\)](https://myapps.microsoft.com/Redwoods.edu/) For help with

Canvas visit the [Canvas Help Page](#)[Links to an external site.](#) 

[\(https://support.canvaslms.com/s/?c_role=student&c_accountId=001A000000KMmj5IAD\)](https://support.canvaslms.com/s/?c_role=student&c_accountId=001A000000KMmj5IAD)

If you cannot log into Canvas or access the CR Portal please submit a [help ticket](#)[Links to an external site.](#)  [\(https://help.redwoods.edu/support/home\)](https://help.redwoods.edu/support/home).


Canvas online orientation workshop: [Canvas Student Orientation Course \(instructure.com\)](#)

[\(https://redwoods.instructure.com/courses/6781\)](https://redwoods.instructure.com/courses/6781)

Setting Your Preferred Name in Canvas

Students have the ability to have an alternate first name and pronouns to appear in

Canvas. Contact [Admissions & Records](#)[Links to an external site.](#) 

 [//www.redwoods.edu/services/admissions/index.php](https://www.redwoods.edu/services/admissions/index.php) to request a change to your preferred first name and pronoun. Your Preferred Name will only be listed in Canvas. This does not change your legal name in our records. See the [Student Information Update](#)



[formLinks to an external site.](#) 

<https://archive.redwoods.edu/Portals/28/A.R.Forms.Docs/Miscellaneous/Student%20Information%20Updateb9bc.pdf?ver=2022-03-30-165900-813>

