

College of the Redwoods



Course Information

Semester & Year: Fall 2025

Course ID & Section #number: FNR-3-E9174

Instructor's name: Valerie Elder

Day/Time of required meetings: Asynchronous online lecture- in-person labs as determined by instructor.

Course units:1



Instructor Contact Information

Office location or *Online: [Zoom](https://redwoods-edu.zoom.us/j/88256457451?pwd=XOdl2dhl0wPP3JIR7zICqGxeUEkvc2.1)  (<https://redwoods-edu.zoom.us/j/88256457451?pwd=XOdl2dhl0wPP3JIR7zICqGxeUEkvc2.1>) or In-person at AT 134

Office hours: M/W 8:15-8:45 AT 134 or by Zoom/appointment

Office phone number: 707-476-4328

Email address: valerie-elder@redwoods.edu (<mailto:valerie-elder@redwoods.edu>)

Pronto is usually the fastest way to get ahold of me, but I strive to respond in 24 hours M-F.



Catalog Description

An exploration of careers available and skills needed for being successful in the forestry and natural resource professions. Seminars on basic job application skills, talks from area professionals, and practical demonstrations of topics such as woods safety and common practices will help prepare students for a career in the field.




Course Student Learning Outcomes

- Discuss common workplace etiquette.
- Analyze the safety requirements of different job tasks.
- Identify the range of career tracks, job titles, and skills common in the discipline.



Course Calendar

Week	Dates	Topic	Major Assignments
Week 1	8/25/2025-8/31/2025	Welcome	Pronto
Week 2	9/1/2025-9/7/2025	Asking good questions	
 3	9/8/2025-9/14/2025	Finding your path in this field plus Consulting	Lab Plan



Week	Dates	Topic	Major Assignments
		forestry and RPF licensing Jim Able, Able Consulting	
Week 4	9/15/2025-9/21/2025	State careers- CALFIRE Kurt McCray	
Week 5	9/22/2025-9/28/2025	Resumes	Resume draft
Week 6	9/29/2025-10/5/2025	Federal careers	Lab hour check in
Week 7	10/6/2025-10/12/2025	The Wheel -Various disciplines and skills- Tiffany Roddy	
Week 8	10/13/2025-10/19/2025	Cover letters	Resume final
Week 9	10/20/2025-10/26/2025	Business communications, Lizzie Ebert, Green Diamond	Cover letter draft
Week 10	10/27/2025-10/2/2025	Skill building, Sarah Cal State Parks	Lab hour check in
Week 11	11/3/2025-11/9/2025	Inclusive culture	
Week 12	11/10/2025-11/16/2025	Interviewing skills	Cover letter final
Week 13	11/17/2025-11/23/2025	Positive mental attitude- Melissa Pechter, Environmental Consultant	Mock interviews/Lab Hour Check in
Week 14	11/24/2025-11/30/2025	Holiday	
Week 15	12/1/2025-12/7/2025	Presentation skills	Post presentations
Week 16	12/8/2025-12/14/2025	Non-linear Pathways, Dillon Leonard, Consulting Forestry	Presentation reply due
Final	Due Dec 18		
Weekly discussions and lab assignments not listed. Discussion replies are due no later than Friday each week.			
Other assignments are due Sunday at midnight.			
Questions usually posted in advanced but no later than Sunday prior to the week they begin.			
Schedule may deviate slightly with notice.			





Evaluation & Grading Policy

Assignments are listed in Canvas modules and are **subject to change**. Changes will be announced in class and posted in Canvas – due dates in Canvas should be considered the most current. Additional assignment due dates will be announced when the assignments are given. Most assignments will be turned in via canvas. You are responsible for knowing when your work is due.

Late Work: Assignments in canvas has a **due date**- when you are expected to turn it in and a **turn-in date** the last possible date you can submit an assignment. If you cannot turn in an assignment by the due date and want to submit by the turn-in date you must email me before the assignment is due and outline your plan for submitting the assignment by the turn-in date. Otherwise, 10% per day will be deducted from your assignment grade. After using two turn-in date grace periods late assignments will be deducted 10% per day.

Drop Policy: You may be dropped from the class if you miss 3 or more weeks of class participation, discussion, assignments or labs prior to the end of week 10. If you stop participating in class after week 10 you will be graded for participation and may receive an F.

"Upgrading Method" Ungrading is a practice which eliminates or greatly minimizes the use of assigned points or letter grades in a course, focusing instead on providing frequent and detailed feedback to students on their work, in relation to the course learning goals. The primary **purpose of the assessment is to help students learn and improve their knowledge and skills**, rather than to create a summative score. But ultimately final grades do confirm to the standard CR grading scale.

Assignments will be graded typically within one week of submission, depending on instructor workload. Assignments will be marked as complete, and we will check in several times during the semester since I know this method isn't what you might be used to. The final grades are based on the "Trail Map" or if visuals aren't your thing see the general grading chart below.

CR Grading Scale	Lab Hours	Weekly Discussions/ Activities	Presentation	Resume	Cover Letter
100	25	15	Complete	Complete	Complete



A-: 90-<94	24	14	Complete	Complete	Complete
B+: 87-<90	23	14	Complete	Complete	Complete
B: 84-<87	22	13	Complete	Complete	Complete
B-: 80-<84	21	13	Complete	Complete	Complete
C+: 77-<80	20	12	Assignments are generally attempted but revisions may be incomplete, or consistent lateness/quality issues.		
C: 70-<77	19	11			
D: 60-<70	16	9	Assignments are generally attempted but revisions may be incomplete.		
F: <60	<16	<9	Many late and missing or incomplete assignments/discussions.		



Prerequisites / Co-requisites / Recommended Preparation

Students will be required to have access to adequate computer and internet access and familiarity with basic computer skills. Examples of this include:

- navigate a class in Canvas
- receive, respond and regularly check) messages sent to your CR email account
- receive, respond and regularly check) announcements sent in Canvas
- download and upload files in Canvas assignments
- use a phone or digital camera (or webcam) to upload “selfies” to your online lab notebook
- use a word processor program (such as Microsoft Word or Google Docs)
- use a webcam or a phone to record and upload videos in Canvas
- use Zoom, email and canvas discussion boards to communicate with peers and instructor







Educational Accessibility & Support

College of the Redwoods is committed to providing reasonable accommodations for qualified students who could benefit from additional educational support and services. You may qualify if you have a physical, mental, sensory, or intellectual condition which causes you to struggle academically, including but not limited to:

- Mental health conditions such as depression, anxiety, PTSD, or bipolar disorder
- Common ailments such as arthritis, asthma, diabetes, autoimmune disorders and diseases
- Temporary impairments such as a broken bone, recovery from significant surgery, or a pregnancy-related disability
- Neurodevelopmental disorders such as a learning disability, intellectual disability, autism, acquired brain injury, or ADHD
- Vision, hearing, or mobility conditions

Available services include extended test time, quiet testing environments, academic assistance and tutoring through the [LIGHT Center](https://www.redwoods.edu/services/sass/light.php) , [counseling and advising, alternate formats of course materials \(e.g. audio books or E-texts\), assistive technology, learning disability assessments, approval for personal attendants, interpreters, priority registration, on-campus transportation, adaptive physical education and living skills courses, and more.](https://www.redwoods.edu/services/sass/light.php) If you believe you might benefit from disability- or health-related services and accommodations, please contact [Student Accessibility Support Services \(SASS\)](https://www.redwoods.edu/services/sass/index.php) , [. \(https://www.redwoods.edu/services/sass/index.php\).](https://www.redwoods.edu/services/sass/index.php)

If you are unsure whether you qualify, please contact SASS for a consultation:
[SASS@redwoods.edu \(mailto:SASS@redwoods.edu\)](mailto:SASS@redwoods.edu).

SASS office locations and phone numbers

Eureka campus

- Phone: 707-476-4280,
- Locations: Student Services building, first floor SS113

Del Norte campus

- Phone: 707-465-2353
- Location: Main building, near the Library

Klamath-Trinity campus



- 707-476-4280



AI Use Class Policy

Recent advancements in generative artificial intelligence (AI) have made large language models such as ChatGPT and Google's Bard widely available. We use some of this technology in our analysis in class. However, overuse of these tools in this class can undermine your learning and curtail the development of your critical and creative thinking skills. In addition, AI outputs are often unreliable and frequently subject to bias. For these reasons, the policy of this class is that **AI cannot be used at any point in the completion of class assignments unless otherwise specified**, including discussion posts. Any or all of your assignment submissions and discussion posts may be screened by AI detection software, but the real penalty for AI misuse is that you will miss out on an opportunity to learn. In Forestry and Natural Resources, we so often reference on the ground conditions to ensure environmental protections- so critical thinking is essential!



Disruptive Behavior

Student behavior or speech that disrupts the instructional setting will not be tolerated. Disruptive conduct may include, but is not limited to: unwarranted interruptions; failure to adhere to instructor's directions; vulgar or obscene language; slurs or other forms of intimidation; and physically or verbally abusive behavior. In such cases where the instructor determines that a student has disrupted the educational process, a disruptive student may be temporarily removed from class. In addition, the student may be reported to the Chief Student Services Officer or designee. Additional information about the rights and responsibilities of students, Board policies, and administrative procedures is located in the [2025-2026 College Catalog \(https://redwoods.elumenapp.com/catalog/2025-2026/home\)](https://redwoods.elumenapp.com/catalog/2025-2026/home) and [CR Board and Administrative Policies \(https://go.boarddocs.com/ca/redwoods/Board.nsf/Public?open&id=policies\)](https://go.boarddocs.com/ca/redwoods/Board.nsf/Public?open&id=policies).





Inclusive Language in the Classroom

College of the Redwoods aspires to create a learning environment in which all people feel comfortable in contributing their perspectives to classroom discussions. It therefore encourages instructors and students to use language that is inclusive and respectful.

