



# Reach your learning potential **with Glean**

Getting started guide for students

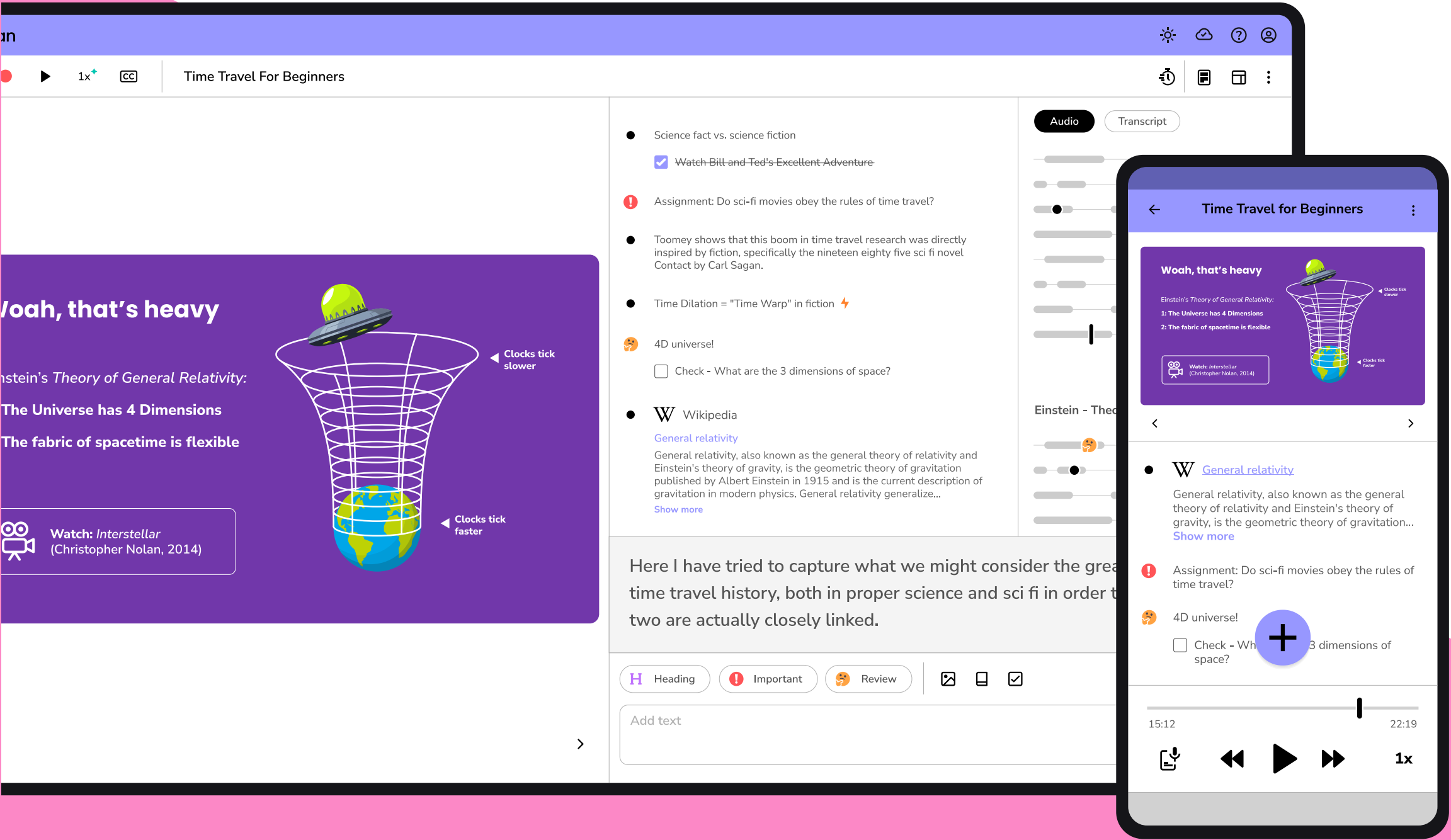


# What is Glean?

Glean's personal study app ensures learners don't waste the information that matters.

Capture everything from class, stay organized, review content at your own pace, and build personalised resources through a structured, AI-assisted learning process. Glean is trusted by more than 700 institutions globally, empowering 100,000s of learners to reduce stress boost confidence, and improve grades.

And it works: **95% of users believe Glean helped them be a better learner.**



84%

of students said that Glean helped them achieve **better grades**.



85%

of students say that they are **confident** that they can study effectively from class.



81%

of students say that they find studying **less stressful** using Glean.

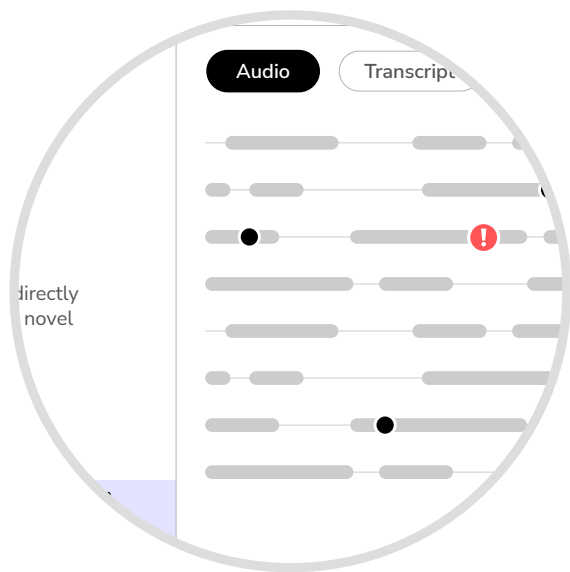
*Glean has been substantial with helping my learning. I've improved my grade from a C- to an A!*

Natalie, student user

Hear from students who have become better learners with Glean:



# Key features



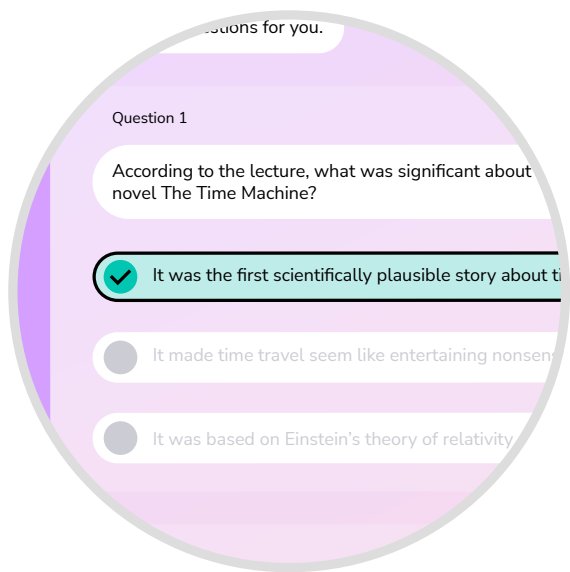
## Recording

Capture every last word from your classes, in person or online, on any device. Spoken phrases are visualized and marked where notes and labels are added.



## Transcription

Convert your audio recordings to text after class, and interact with information your own way.



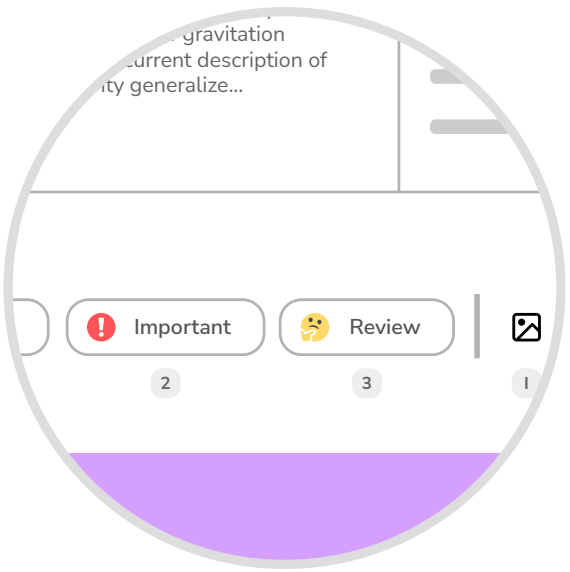
## Quiz Me

Generate multiple-choice questions for any recorded class content and engage in retrieval practice to become more confident in your understanding of the topic.



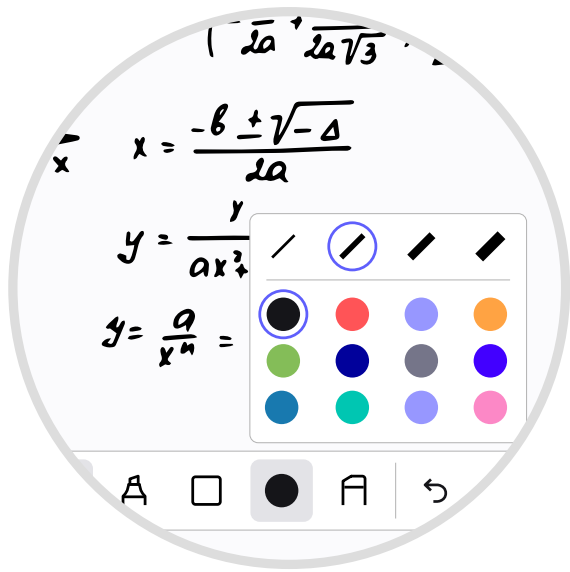
## Slides and screenshots

Import slides before, during, or after class and capture classroom visuals by importing images from your device or browser.



## Lightning Mode

Reduce cognitive load and stay fully engaged in class whilst capturing everything by making quick highlights on your recording with a single click.




## Scribble


Record visual information such as equations, diagrams and other graphics as handwritten 'Scribbles' which are time stamped against your recordings and available to review and edit at any time.

# Get started with Glean


If Glean has been recommended to you then you're only 3 steps away from note taking excellence.



**1:** Follow the link in your *'Welcome to Glean'* email to register your user information



**2:** Access Glean at [\*\*app.glean.co\*\*](https://app.glean.co) or download Glean on mobile



**3:** Complete a **simple tutorial** to learn the key functions, then you're ready to take great notes!

## Additional resources

### ► Live Tutorials

Register for a **Live Tutorial** to learn about Glean's key features and how Glean will help you become a better note taker & boost your grades.

### ► Get help

Visit our **Help Center** for answers to our most frequently asked questions or to contact our Support Team.

### ► Glean Skills Portal

Check out our bite-size video guides **here** for an overview of the key functions of Glean, and how to get the most out of your lectures with a structured note taking process.